



CABLE
TRANS MORE



Cable Lugs And Connectors Product Catalogue



COMPANY PROFILE

ZMS, established in 1990, is the earliest private enterprise in Henan (China) cable business. Our cables are manufactured by the most up-to-date technology, ensuring the highest quality, moreover, we continuously improve the management system, guaranteeing the stability of quality.

ZMS Cable have a wide product scope, includes: Overhead lines, Power cables up to 500kV, Flexible cables, Control cables, Rubber cables, Fiber Optical Cable, Submarine cables etc. With advanced manufacture technology, rich human resource and effective management system, we guarantee all products are manufactured strictly in accordance with GB, IEC, BS, NFC, ASTM, DIN standards, etc. Beyond quality control, ZMS have been trying its best to offer much higher standard of services rather than expected.

In the past decades, ZMS have built a wide sales network in global market, including Middle East, Africa, Southeast Asia, America, EU, over 90 countries. Our overseas projects evolved State grid electricity, city/railway electric transport, submarine cable, solar power plant, substation, etc.

ZMS Cable - Trans More Than Cables. Customers' satisfaction is our primary aim. Apart from the qualified products and competitive prices, we also provide excellence back-up services and customized cable solutions to be your reliable supplier/partner.


Certificate



Test Report



Workshop&Lab



CONTENT

CABLE LUG

1.CAS BIMETALLIC LUG	01
2.CAL, CASD BIMETALLIC LUG	02
3.DTL, DTL-8 BIMETALLIC LUG	03
4.DTLD, DTL-8S BIMETALLIC LUG	04
5.DTL-3, ACX BIMETALLIC LUG	05
6.ACL BIMETALLIC LUG	06
7.DTGA COPPER LUG	06
8.SC(JGK) COPPER LUG	07
9.DTGB, JG COPPER LUG	08
10.DTGY, AUS COPPER LUG	09
11.OTD, DTG COPPER LUG	10
12.DTGD, DT COPPER LUG	11
13.DTD, TECN COPPER LUG	12
14.T COPPER LUG	13
15.DL ALUMINUM LUG	13
16.DLD, ALS ALUMINUM LUG	14
17.AU, AUL ALUMINUM LUG	15
18.ASLD, ASL-1, ASL-2 ALUMINUM LUG	16

CABLE CONNECTOR

1.GTL BIMETALLIC CONNECTOR, DTL-7 STALK LUG	17
2.GTY, DGT, COPPER CONNECTOR	18
3.GTG, GT COPPER CONNECTOR	19
4.ETC COPPER CONNECTOR	20
5.GLM ALUMINIUM CONNECTOR	20
6.GLG, GL ALUMINIUM CONNECTOR	21
7.AMB ALUMINIUM CONNECTOR, HAS FAST CONNECTORE	22
8.JY-LY SPLICING SLEEVE	23
9.JT-L SPLICING SLEEVE	23
10.JX REPAIR SLEEVE	24

PARALLEL GROOVE CLAMP

1.APG ALUMINUM PARALLEL GROOVE CLAMP	25
2.CAPG BIMETALLIC PARALLEL GROOVE CLAMP	25
3.JBL(Y) ALUMINUM PARALLEL GROOVE CLAMP	26
4.JBT(Y) COPPER PARALLEL GROOVE CLAMP	27
5.JBTL(Y) BIMETALLIC PARALLEL GROOVE CLAMP	27
6.YJBTL BIMETALLIC PARALLEL GROOVE CLAMP	28
7.JAPG ALUMINUM PARALLEL GROOVE CLAMP	28
8.CUPG COPPER PARALLEL GROOVE CLAMP	28
9.JB ALUMINUM PARALLEL GROOVE CLAMP	29
10.JBT COPPER PARALLEL GROOVE CLAMP	29
11.JB-TL COPPER PARALLEL GROOVE CLAMP	30
12.WJCE BRASS PARALLEL GROOVE CLAMP	30
13.YJPGZ PARALLEL GROOVE CLAMP WITH ACCESSORIES	30

ALUMINUM CONNECTOR

1.CPS, CPH ALUMINUM CONNECTOR	31
2.CPO ALUMINUM CONNECTOR	32

BRASS CONNECTOR

1.WCJC BRASS CONNECOTR	32
2.WCJB, WCJF BRASS CONNECOTR	33

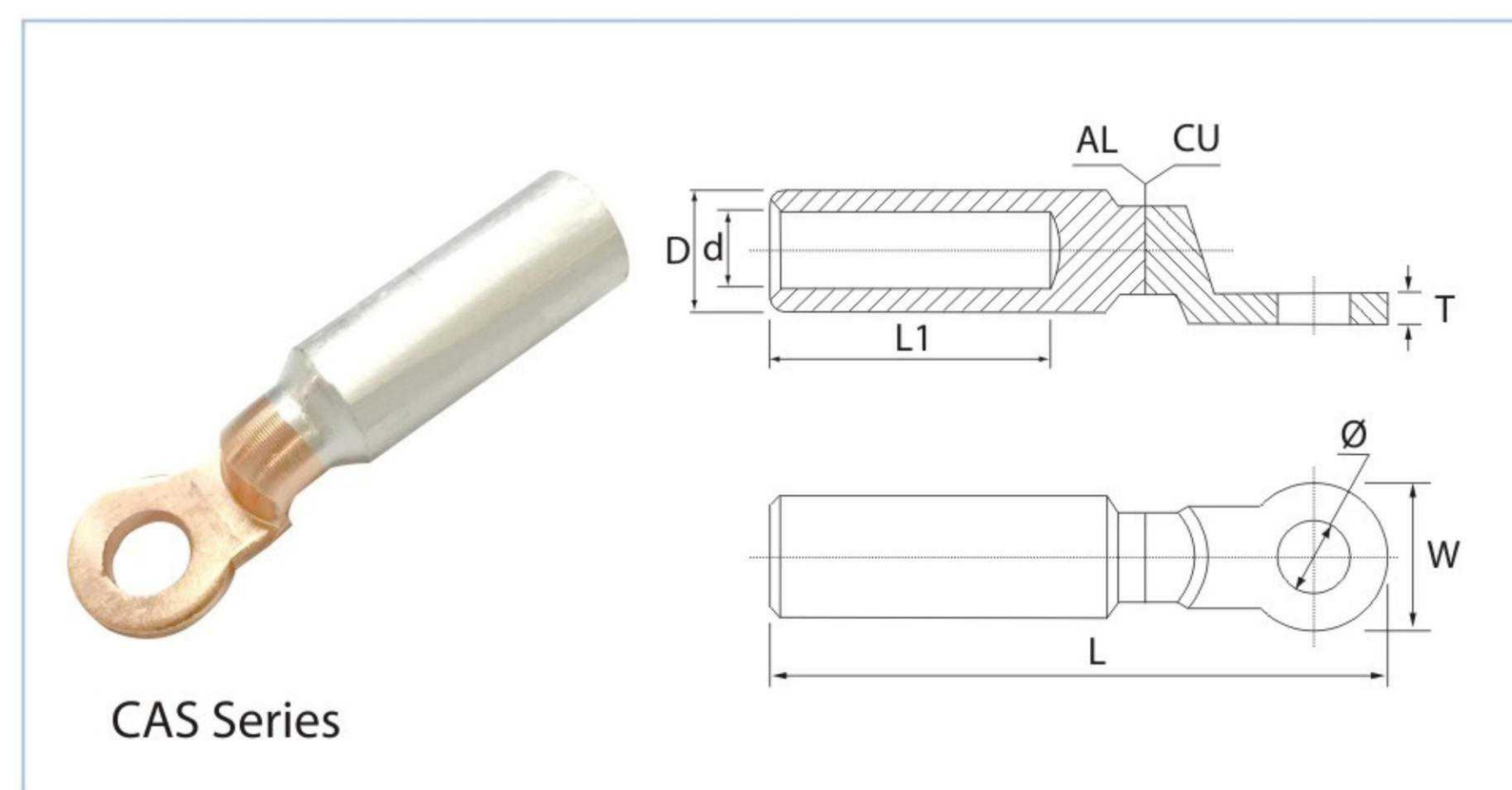
TOOLS

1.HX CRIMP TOOL	34
2.FYQ SPLIT-UNIT HYDRAULIC PLIERS	35
3.YQK HYDRAULIC CRIMP TOOL	36
4.KQY HYDRAULIC CRIMP TOOL	37
5.JQ, JYJ MECHANICAL CRIMP TOOL	38
6.SYD HYDRAULIC HOLE DIGGER	38
7.CPC SPLIT-UNIT HYDRAULIC CABLE CUTTER	38
8.YQ HYDRAULIC CABLE CUTTER	38
9.CP HYDRAULIC PUMP	39
10.SYK HYDRAULIC PUNCH DRIVER	39

Bimetallic Lug CAS Series

The solid palm eliminates the ingress of moisture.

- The barrels are chemically treated to reduce contact resistance and corrosion.
- Prefilled with jointing compound.
- Friction welded.
- Material: Cu≥99.9%, Al≥99.5%.



CLASS A

Item No.	Cable spec(mm ²)	Dimensions(mm)						
		D	d	L1	L	W	T	Ø
CAS-16	16	16	5.5	42	90	24	4.0	13
CAS-25	25	16	6.5	42	90	24	4.0	13
CAS-35	35	16	8.0	42	90	24	4.0	13
CAS-50	50	20	9.0	43	92	24	5.0	13
CAS-70	70	20	11.0	43	92	24	5.0	13
CAS-95	95	20	12.5	43	92	24	5.0	13
CAS-120	120	25	13.5	60	117	30	6.0	13
CAS-150	150	25	15.5	60	117	30	6.0	13
CAS-185	185	32	17.0	60	124	35	6.5	13
CAS-240	240	32	19.5	60	124	35	6.5	13
CAS-300	300	34	22.5	62	130	36	7.0	13
CAS-400	400	40	26.0	80	152	36	8.0	13
CAS-500	500	40	29.0	80	152	36	8.0	13
CAS-630	630	54	34.0	70	165	50	10.0	13
CAS-800	800	54	39.0	115	230	50	10.0	13
CAS-1000	1000	65	44.0	115	230	50	10.0	13

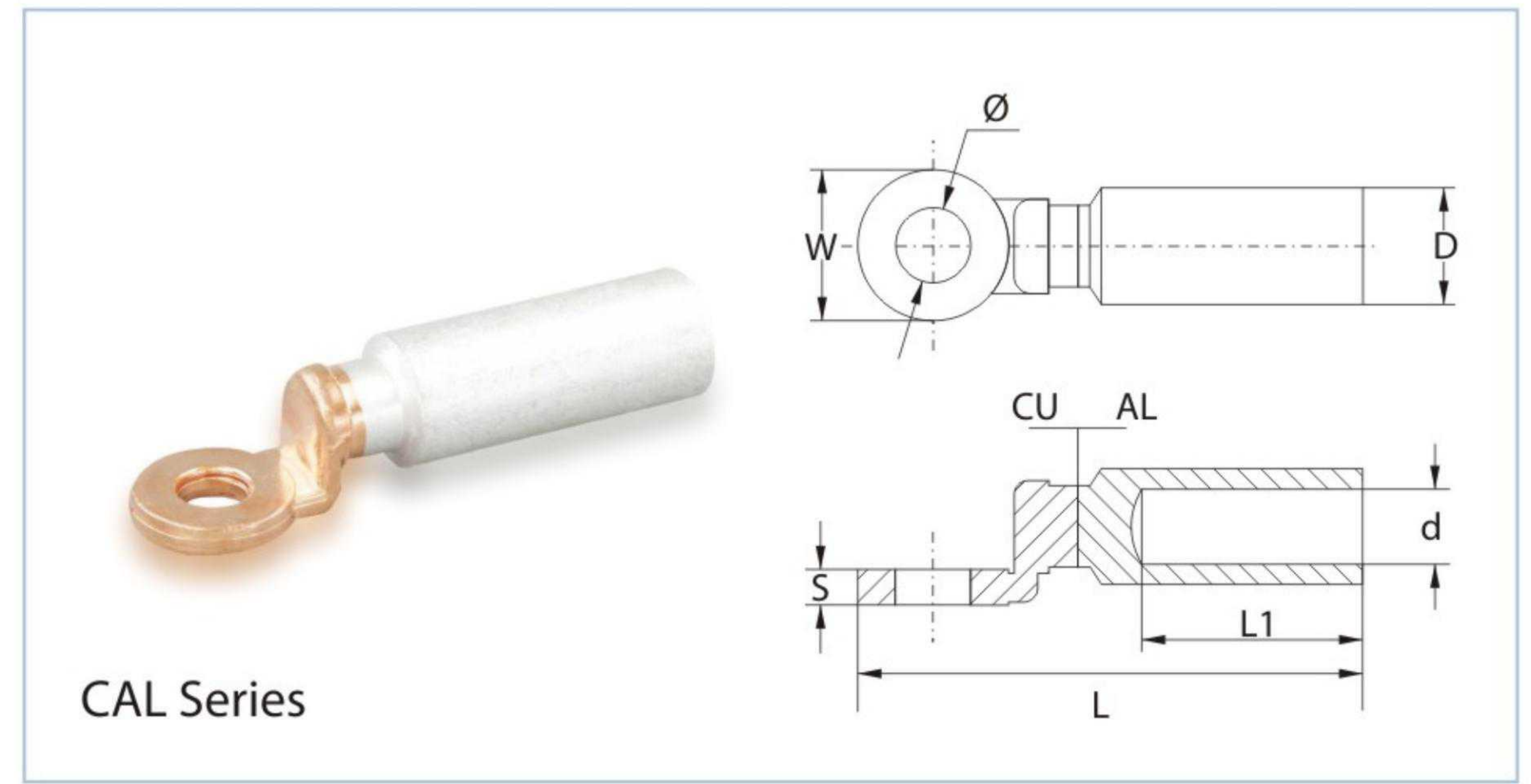
CLASS B

Item No.	Cable spec(mm ²)	Dimensions(mm)						
		D	d	L1	L	W	T	Ø
CAS-10	10	16	4.5	42	87	22	4.0	8.5
CAS-16	16	16	5.5	42	87	22	4.0	11.0
CAS-25	25	16	6.8	42	87	22	4.0	11.0
CAS-35	35	16	8.0	42	87	22	4.0	11.0
CAS-50	50	20	9.5	43	92	24	5.0	10.8
CAS-70	70	20	11.5	43	92	24	5.0	13.0
CAS-95	95	20	13.5	43	92	24	5.0	13.0
CAS-120	120	25	15.0	56	112	30	6.0	13.0
CAS-150	150	25	16.5	56	112	30	6.0	13.0
CAS-185	185	30	18.5	60	117	30	6.5	13.0
CAS-240	240	32	21.0	65	120	32	6.5	13.0
CAS-300	300	40	26.0	80	152	36	8.0	17.0
CAS-400	400	40	26.0	80	152	36	8.0	17.0
CAS-630	630	46	34.0	70	148	36	10.0	17.0

Bimetallic Lug CAL Series

The solid palm eliminates the ingress of moisture.

- The barrels are chemically treated to reduce contact resistance and corrosion.
- Prefilled with jointing compound.
- Friction welded.
- Material: Cu≥99.9%, Al≥99.5%.



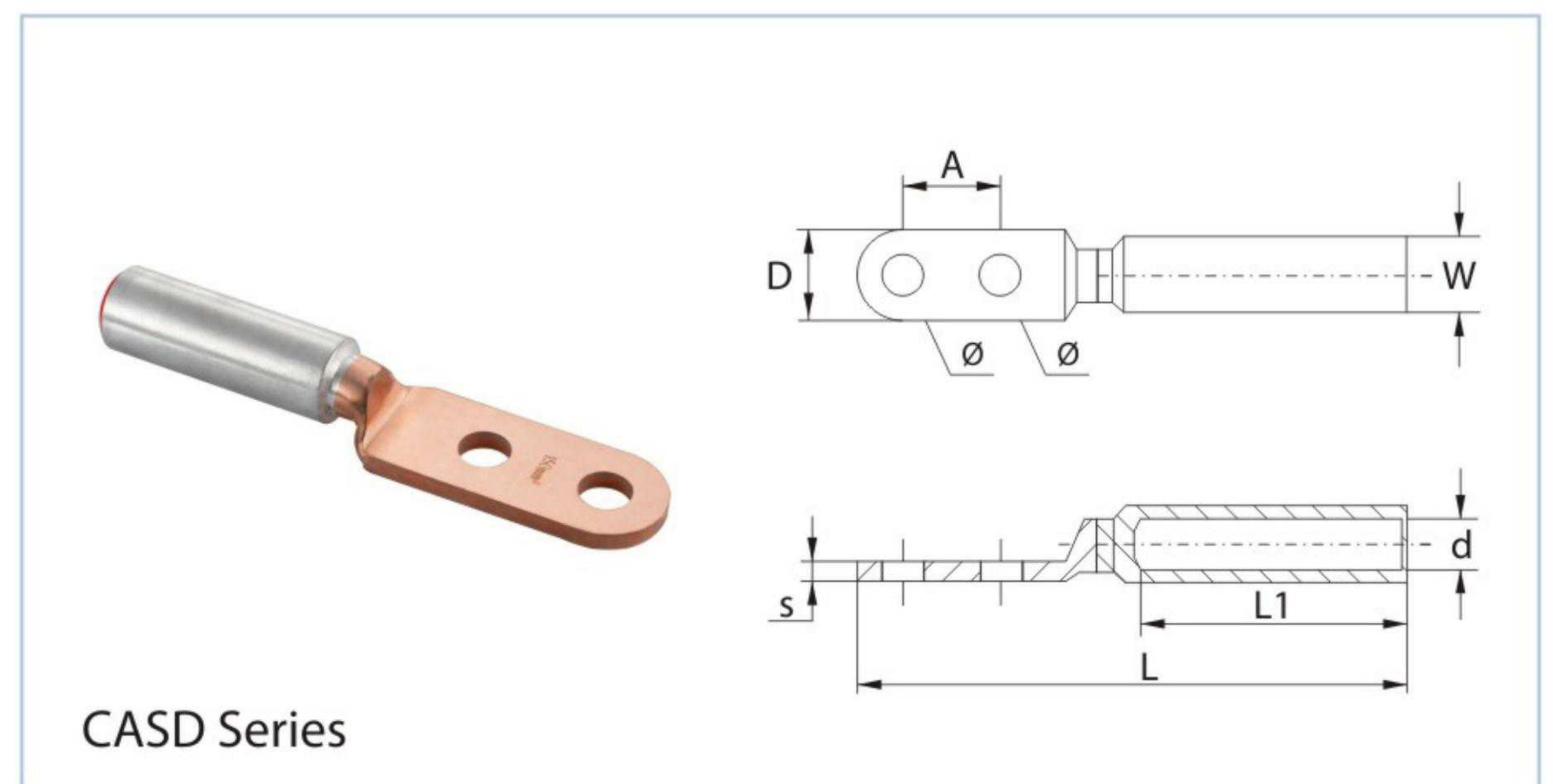
CAL Series

Item No.	Dimensions(mm)						
	Ø	D	d	L	L1	W	S
CAL-16	10.5	16	6.0	80	40	20	4.0
CAL-25	10.5	16	7.0	80	40	20	4.0
CAL-35	10.5	16	8.5	80	40	20	4.0
CAL-50	12.8	20	9.8	90	43	25	5.5
CAL-70	12.8	20	11.5	90	43	25	5.5
CAL-95	12.8	20	13.5	90	43	25	5.5
CAL-120	12.8	25	15.0	112	58	30	6.5
CAL-150	12.8	25	16.5	112	58	30	6.5
CAL-185	12.8	32	18.5	122	60	35	7.0
CAL-240	12.8	32	21.5	122	60	35	7.0
CAL-300	12.8	34	23.5	125	65	35	7.0
CAL-400	17.0	40	26.0	160	90	36	7.0
CAL-500	17.0	40	29.5	160	90	36	7.0

Bimetallic Lug With Two Holes On The Palm CASD Series

The solid palm eliminates the ingress of moisture.

- The barrels are chemically treated to reduce contact resistance and corrosion.
- Prefilled with jointing compound.
- Friction welded.
- Material: Cu≥99.9%, Al≥99.5%.



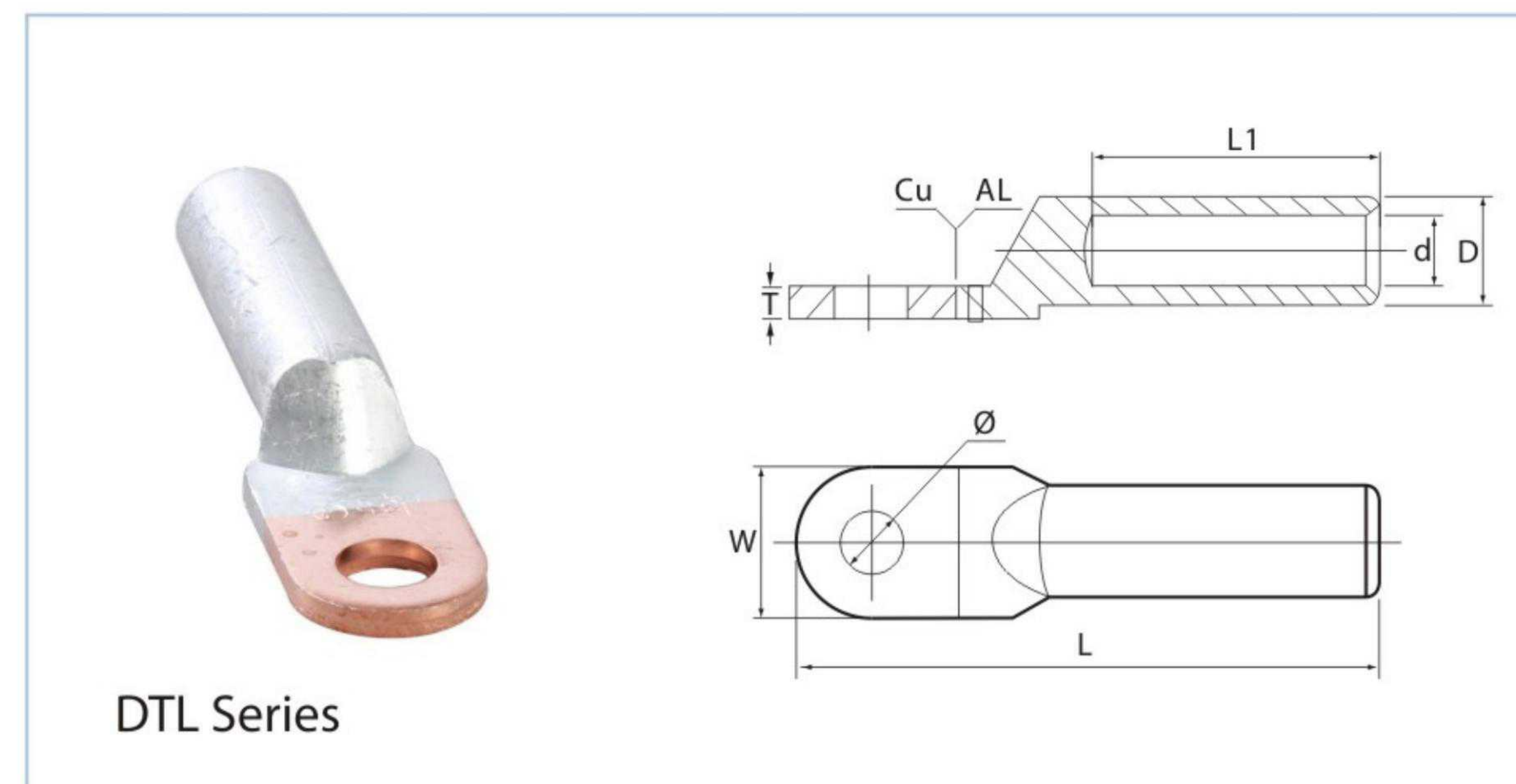
CASD Series

Item No.	Cable spec(mm ²)	Dimensions(mm)							
		Ø	A	D	d	L	L1	W	S
CASD16	16	8.5	20	12	6.0	90	32	18	3.0
CASD25	25	8.5	20	12	7.0	95	35	18	3.0
CASD35	35	10.5	25	14	8.5	110	40	23	3.5
CASD50	50	10.5	25	16	10.0	115	43	23	3.5
CASD70	70	12.5	30	18	11.5	125	45	26	4.0
CASD95	95	12.5	30	21	13.5	138	52	28	4.8
CASD120	120	12.5	30	23	15.0	150	55	30	5.5
CASD150	150	14.5	35	25	16.5	165	58	34	6.0
CASD185	185	14.5	35	27	18.5	170	58	34	6.0
CASD240	240	14.5	35	30	21.0	190	62	40	6.5
CASD300	300	14.5	35	34	23.5	200	70	40	7.0
CASD400	400	16.5	45	38	26.0	210	75	45	8.0

Bimetallic lug DTL Series

The solid palm eliminates the ingress of moisture.

- The barrels are chemically treated to reduce contact resistance and corrosion.
- Prefilled with jointing compound.
- Friction welded.
- Material: Cu \geq 99.9%, Al \geq 99.5%.



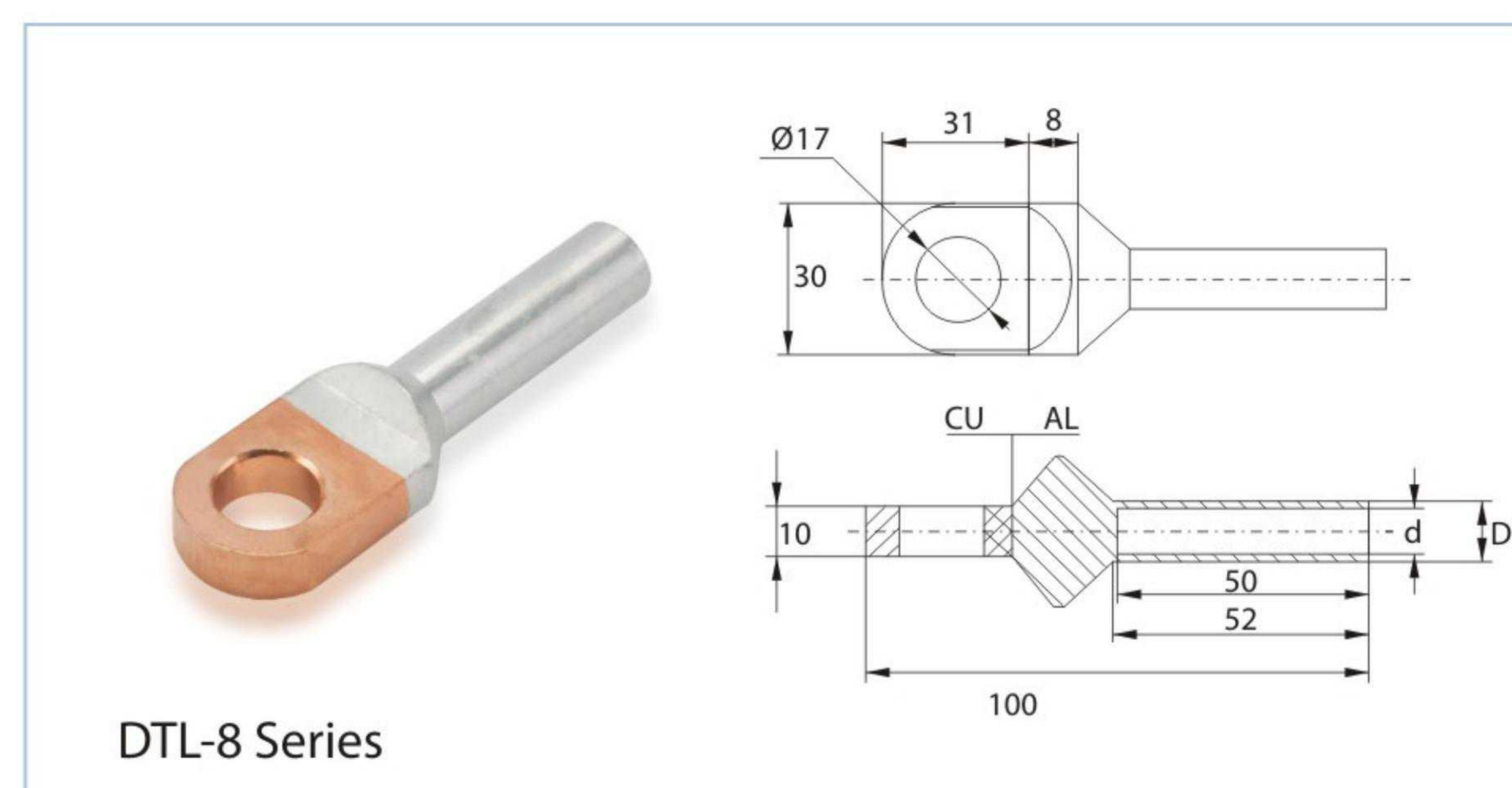
DTL Series

Item No.	Cable spec(mm ²)	Dimensions(mm)						
		Ø	D	d	L	L1	W	T
DTL16	16	8.5	11	6.4	70	32	16	3.0
DTL25	25	8.5	12	7.4	75	34	18	3.2
DTL35	35	10.5	14	8.7	85	40	20	3.8
DTL50	50	10.5	16	9.7	90	42	23	4.0
DTL70	70	12.5	18	12.2	102	47	26	4.6
DTL95	95	12.5	21	13.7	112	50	28	5.0
DTL120	120	14.5	23	15.2	120	53	30	5.2
DTL150	150	14.5	25	16.4	126	55	33	6.0
DTL185	185	16.5	28	18.5	135	58	37	6.5
DTL240	240	16.5	30	21.0	141	60	40	7.0
DTL300	300	21.0	35	23.5	180	72	50	8.0
DTL400	400	21.0	38	26.5	185	76	50	8.5
DTL500	500	21.0	45	29.5	200	80	55	9.0
DTL630	630	21.0	50	34.0	215	80	60	10.0
DTL800	800	-	-	-	270	90	100	-

Bimetallic Lug DTL-8 Series

Friction welded.

- Material: Cu \geq 99.9%, Al \geq 99.5%.
- EU standard.



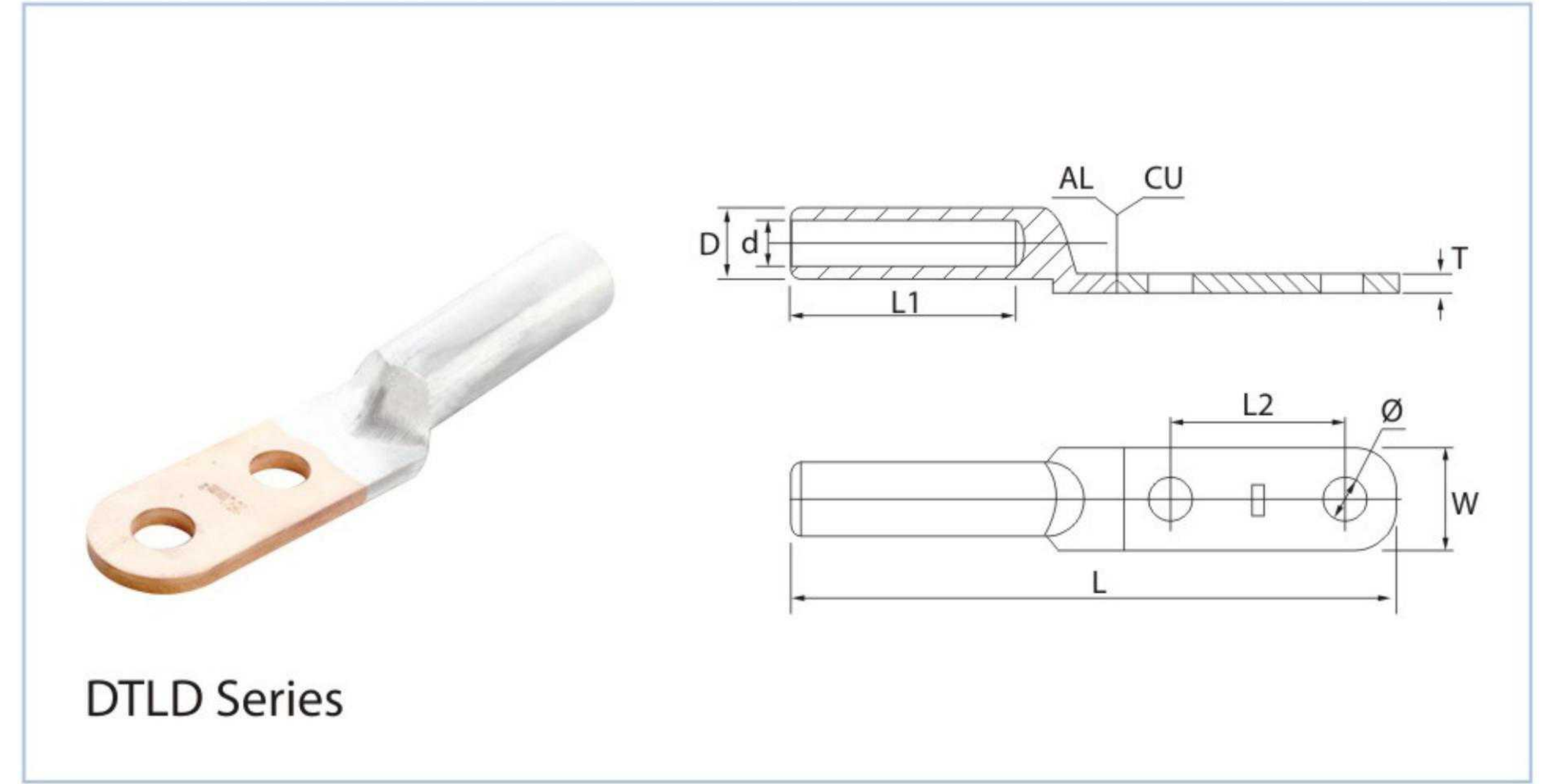
DTL-8 Series

Item No.	Dimensions(mm)		
	D	d	G.W(kg)
DTL-8-35	14	8	21.0
DTL-8-50	16	10	22.0
DTL-8-70	18	12	20.0
DTL-8-95	21	13	23.0
DTL-8-120	23	15	25.0
DTL-8-150	25	16	22.5
DTL-8-185	28	18	23.5
DTL-8-240	31	20	19.0
DTL-8-300	35	22	20.0
DTL-8-400	39	25	22.0

Bimetallic lug With Two Holes On The Palm DTLD Series

The solid palm eliminates the ingress of moisture.

- The barrels are chemically treated to reduce contact resistance and corrosion.
- Prefilled with jointing compound.
- Friction welded.
- Material: Cu≥99.9%, Al≥99.5%.



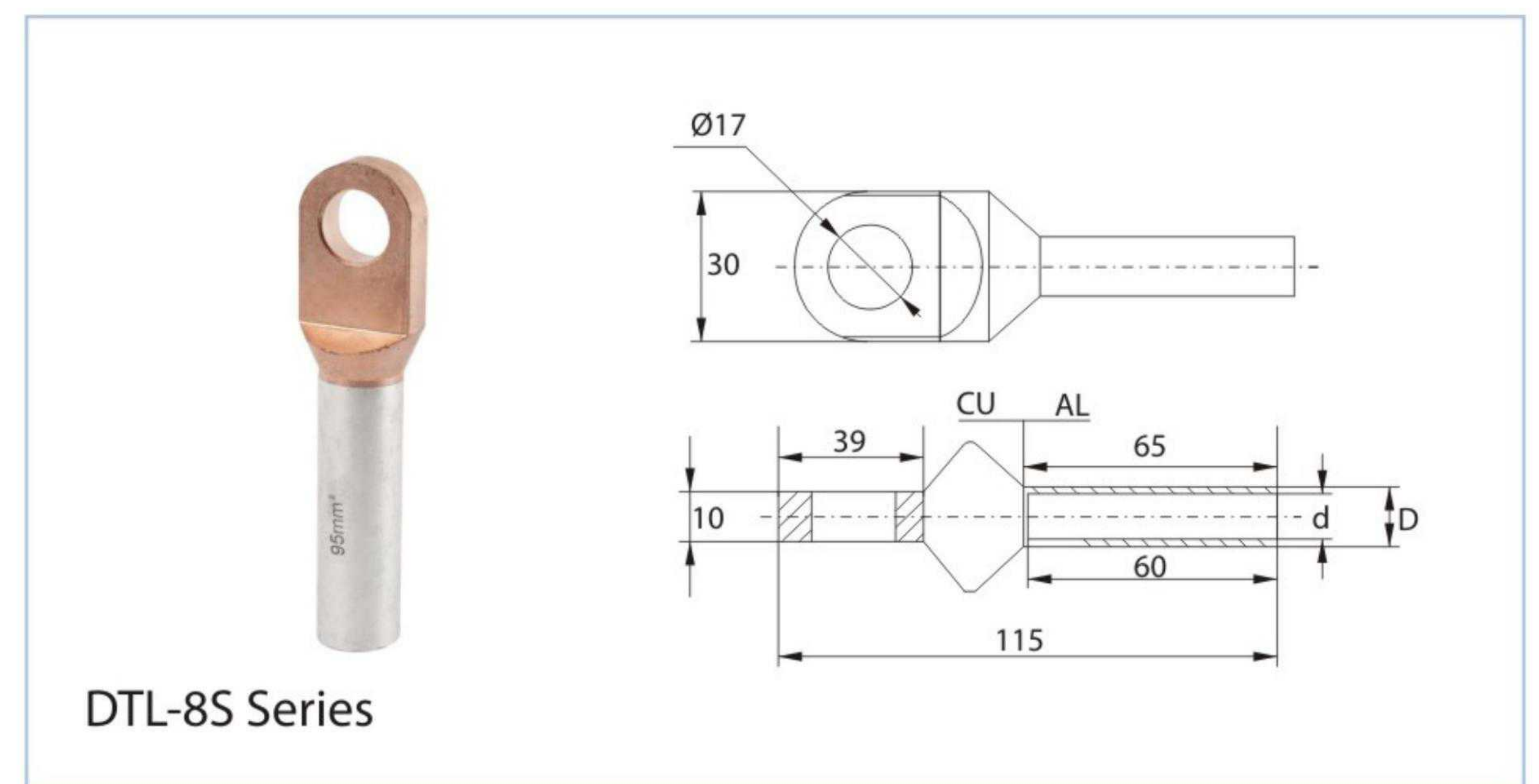
DTLD Series

Item No.	Cable spec(mm ²)	Dimensions(mm)							
		D	d	Ø	L1	L2	L	W	T
DTLD16	16	11	6.4	8.5	33	25	95	16	4
DTLD25	25	12	7.4	8.5	35	25	100	18	4
DTLD35	35	14	8.7	10.5	38	40	125	20.5	4
DTLD50	50	16	9.7	10.5	40	40	130	23	5
DTLD70	70	18	11.7	12.5	45	40	142	26	5
DTLD95	95	21	13.7	12.5	51	40	150	28	5
DTLD120	120	23	15.2	14.5	56	40	160	30	6
DTLD150	150	25	16.7	14.5	57	40	165	34	6
DTLD185	185	28	18.7	17	58	40	176	37	6.5
DTLD240	240	30	21	17	60	40	188	40	6.5
DTLD300	300	35	23.5	17	73	40	220	50	7
DTLD400	400	38	26	21	78	45	225	55	7.5
DTLD500	500	40	29	21	80	45	230	55	9.5
DTLD630	630	45	34	21	80	45	235	60	9.5

Bimetallic Lug DTL-8S Series

Friction welded

- Material: Cu≥99.9%, Al≥99.5%.
- EU standard.



DTL-8S Series

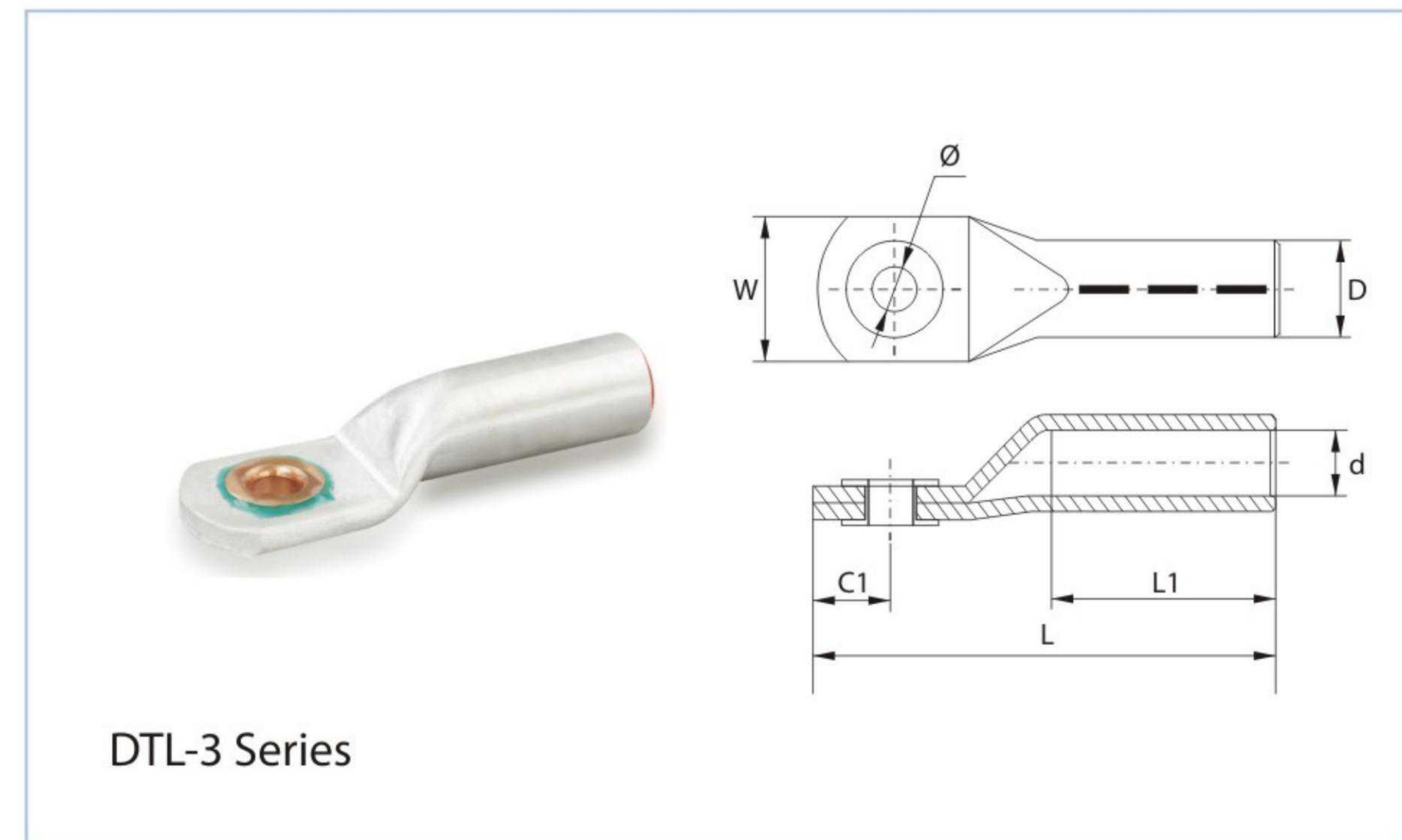
Item No.	Dimensions(mm)						G.W (kg)
	Ø	B	P	L	L1	b	
DTL-8S-16	5.5	8	30	82	40	16	22
DTL-8S-25	6.5	8	30	82	40	16	22
DTL-8S-35	8	8	30	82	40	16	20
DTL-8S-70	11	12	45	97	40	20	19
DTL-8S-95	12.5	12	45	97	40	20	21
DTL-8S-120	13.7	14	55	125	55	25	22
DTL-8S-150	15.5	14	55	125	55	25	21
DTL-8S-185	17	14	55	125	55	32	19
DTL-8S-240	19.5	14	55	125	55	32	20
DTL-8S-300	23.5	18	46	131	65	34	22

Bimetallic Lug DTL-3 Series

The solid palm eliminates the ingress of moisture .

Prefilled with jointing compound.

- Material: Cu≥99.9%, Al≥99.5%.
- Suitable for screwing non-tension aluminum connector.
- Using Cu-washers in humid areas and for pre-rounded sector shaped conductors.
- With Cu eye in screw-on and markings for correct crimping.
- Material: Cu≥99.9%, Al≥99.5%.



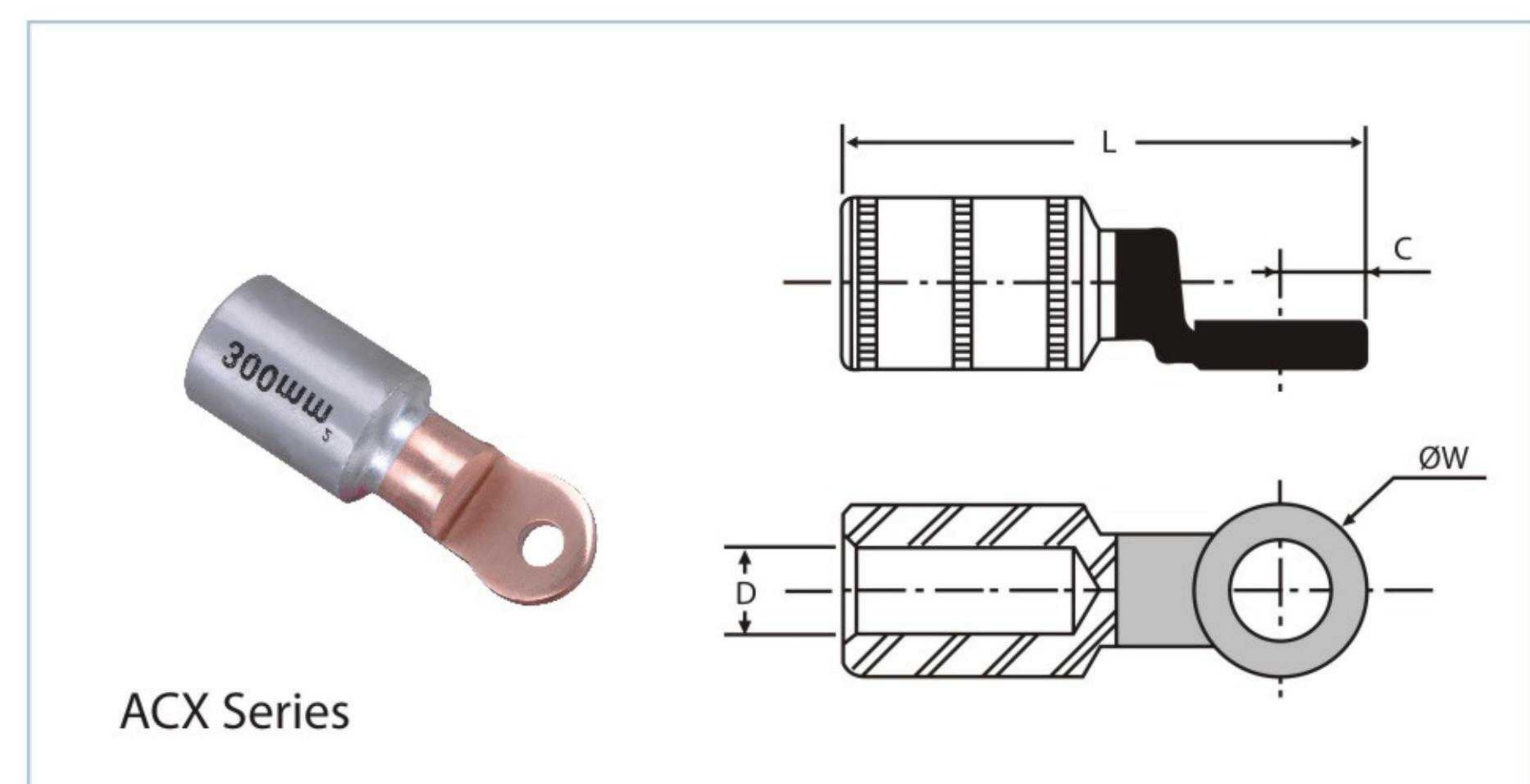
DTL-3 Series

Item No.	Dimensions(mm)					
	D	d	Ø	C1	L	W
DTL-3-35	14	8.5	10.5	14.9	82	25
DTL-3-50	16	10.0	10.5	14.5	87	27
DTL-3-70	18	11.5	13.0	17.2	102	32
DTL-3-95	21	13.5	13.0	19.6	106	35
DTL-3-120	23	15.0	13.0	16.5	112	35
DTL-3-150	25	16.5	13.0	18.9	125	35
DTL-3-185	27	18.5	13.0	22.0	133	42
DTL-3-240	32	21.0	17.0	26.2	140	46
DTL-3-300	34	23.5	17.0	26.0	155	50
DTL-3-400	38	26.5	17.0	30.0	170	58

Bimetallic Lug ACX Series

The solid palm eliminates the ingress of moisture.

- The barrels are chemically treated to reduce contact resistance and corrosion.
- Prefilled with jointing compound.
- Friction welded.
- Material: Cu≥99.9%, Al≥99.5%.
- EU standard.



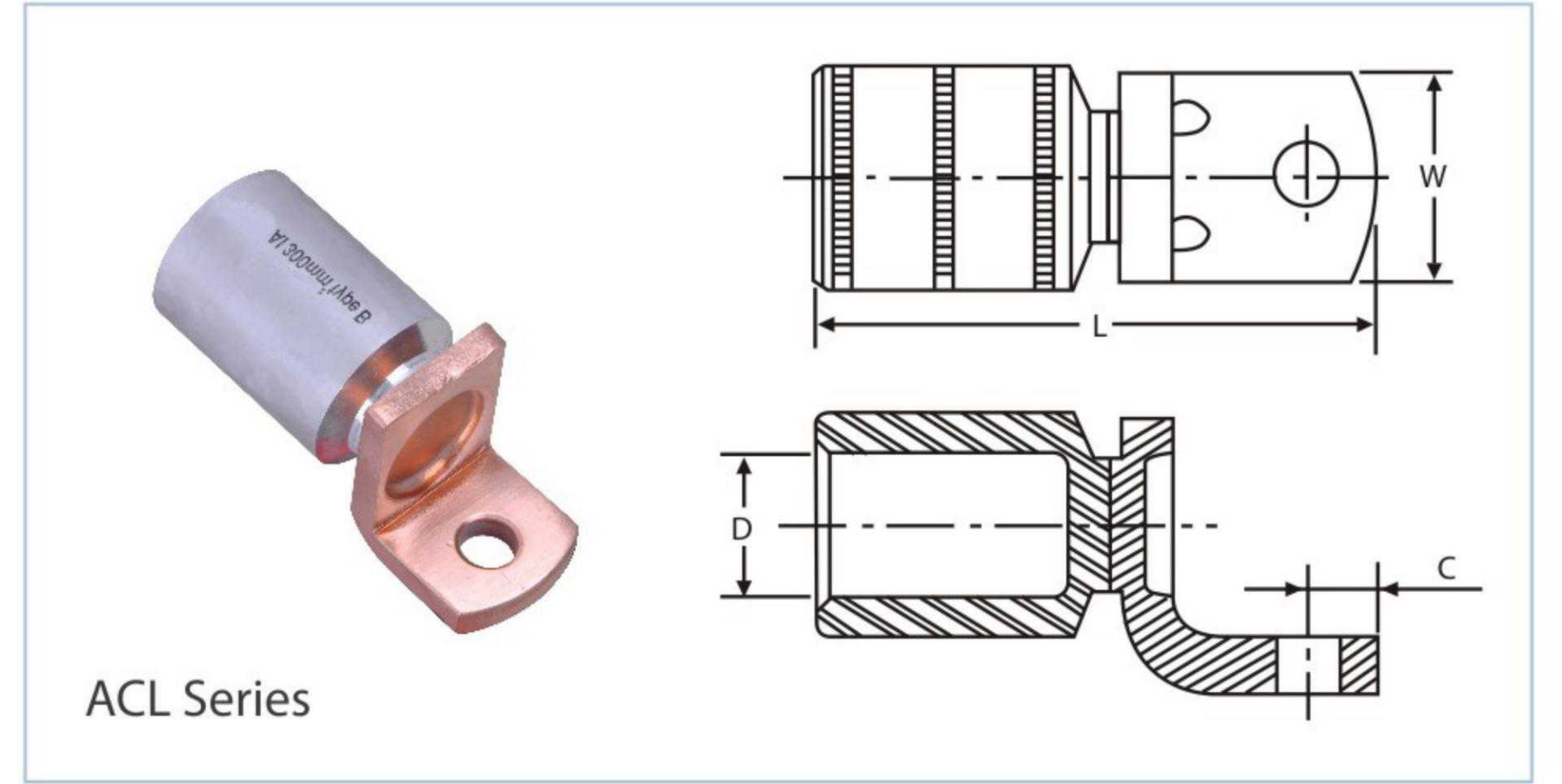
ACX Series

Item No.	Capacity mm ²	Dimensions(mm)				Stud Hole Dia (mm)
		ØW	D	C	~L	
ACX35	35	16	8.0	8	57	8.2
ACX50	50	16	9.0	8	57	8.2
ACX70	70	20	11.0	10	60	10.3
ACX95	95	20	12.5	10	60	10.3
ACX120	120	20	13.7	10	60	10.3
ACX150	150	30	15.5	15	78	12.8
ACX185	185	30	17.0	15	78	12.8
ACX240	240	30	19.5	15	78	12.8
ACX300	300	35	22.0	17.5	85	14.5

Bimetallic Lug ACL Series

The solid palm eliminates the ingress of moisture.

- The barrels are chemically treated to reduce contact resistance and corrosion.
- Prefilled with jointing compound.
- Friction welded.
- Material: Cu≥99.9%, Al≥99.5%.

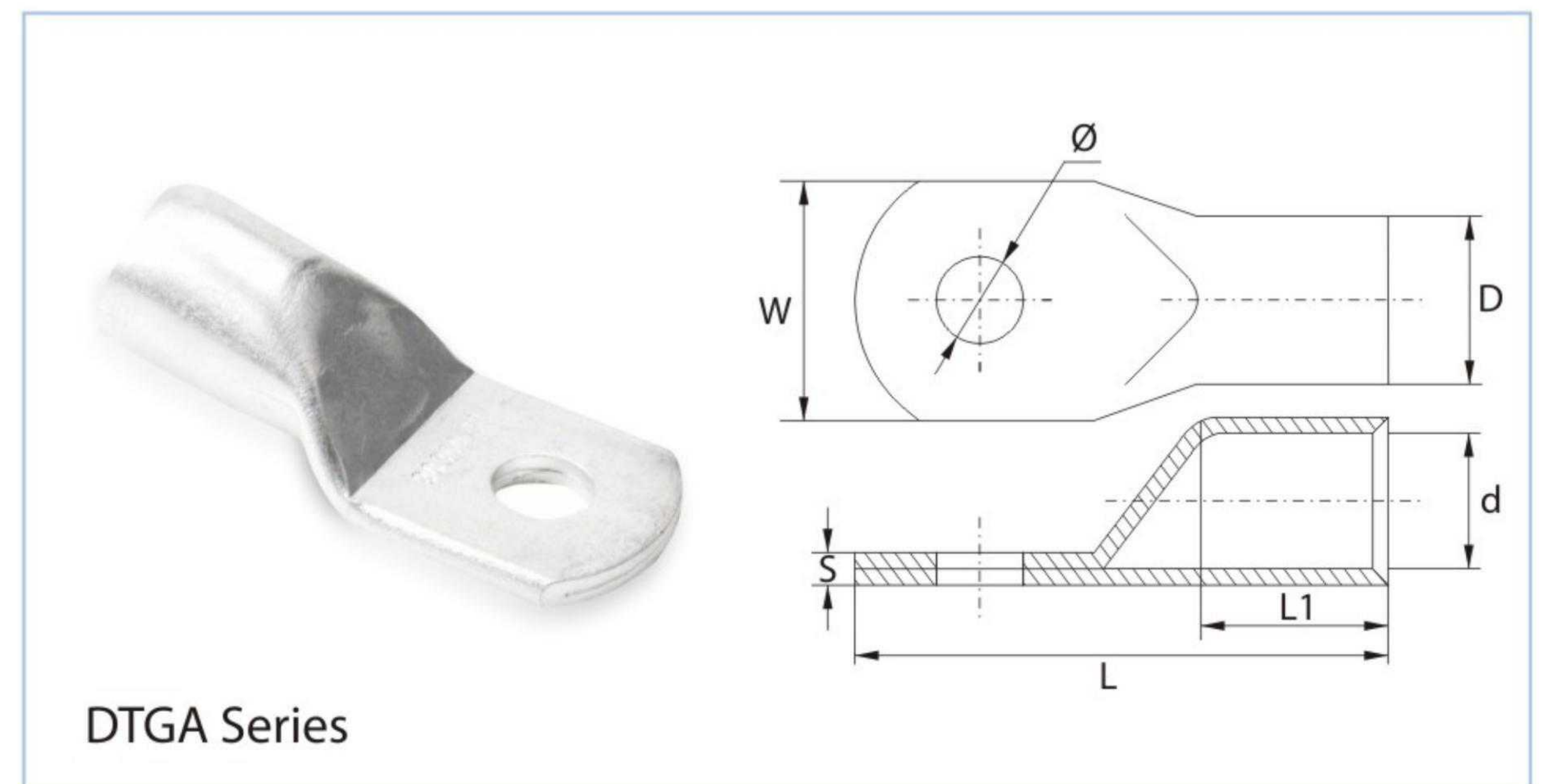


Item No.	Capacity mm ²	Dimensions(mm)				Stud Hole Dia (mm)
		ØW	D	C	~L	
ACL150	150	25	15.5	11.5	76	10.3
ACL185	185	25	17.0	11.5	76	10.3
ACL240	240	30	19.5	11.5	76	10.3
ACL300	300	30	22.0	11.5	85	10.3

Copper Lug (without inspect hole) DTGA Series

Incorporate rectangular viewing hole to check the correct cable positioning.

- Material: Cu≥99.9%.
- Surface: Electro tin plated.
- Application: Low voltage.

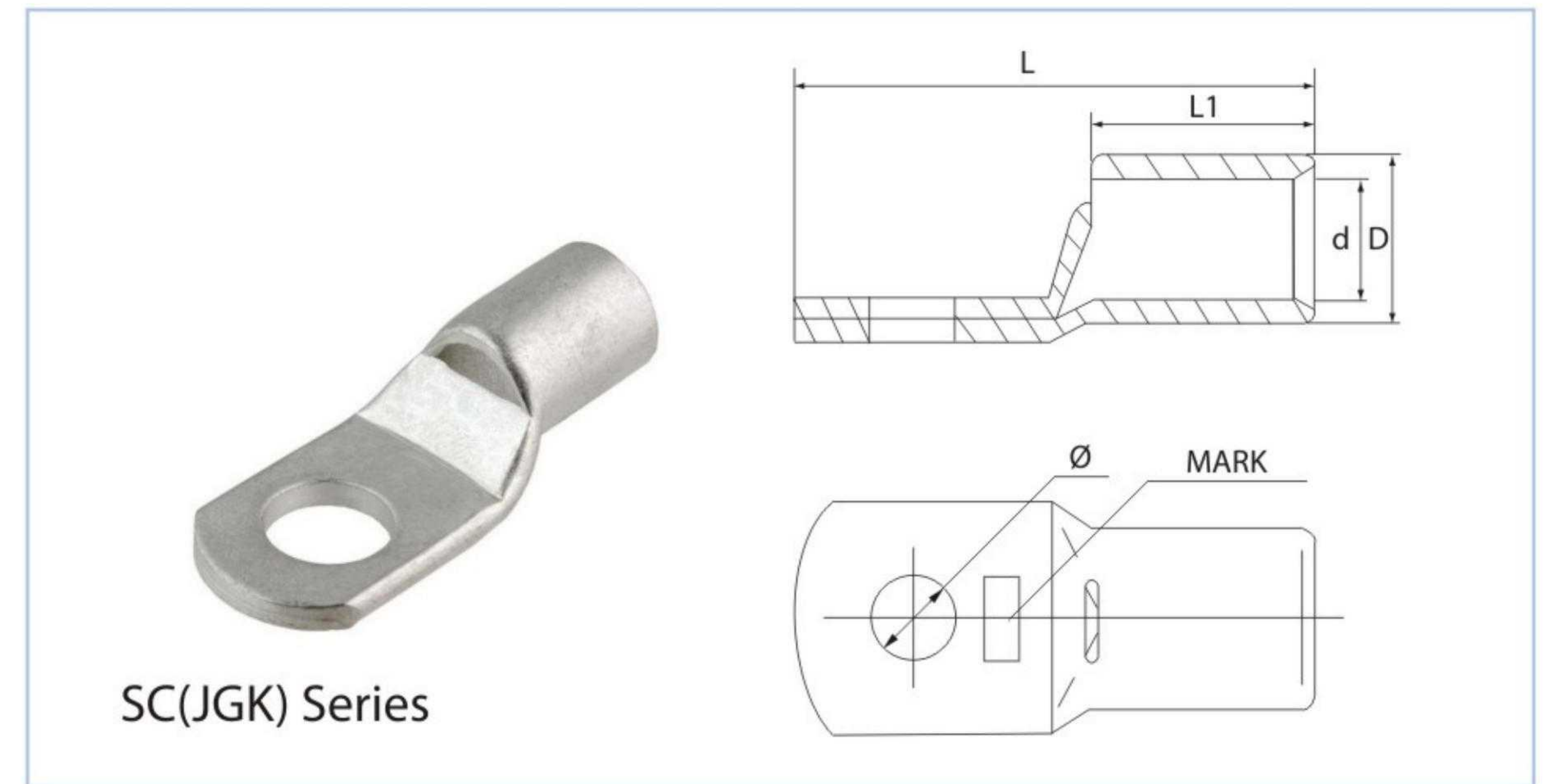


Item No.	Applicable Bolts	Dimensions(mm)					
		D	d	L	L1	S	W
SC(JGA)-6	m6,m8	6.0	4.8	24	8.5	1.2	9.0
SC(JGA)-10	m6,m8	6.6	5.3	27	9.0	1.2	10.0
SC(JGA)-16	m6,m8,m10.5	8.0	6.2	31	11.0	1.9	12.0
SC(JGA)-25	m8,m10.5	9.0	7.0	33	13.0	2.0	13.5
SC(JGA)-35	m8,m10.5	10.5	8.5	38	14.0	2.0	15.5
SC(JGA)-50	m8,m10.5,m12.5	12.5	10.1	45	17.0	2.4	18.5
SC(JGA)-70	m8,m10.5,m12.5	14.5	12.0	50	18.0	2.6	21.5
SC(JGA)-95	m10.5,m12.5	17.0	14.0	56	20.5	3.0	25.5
SC(JGA)-120	m10.5,m12.5,m14.5	19.0	15.5	61	24.0	3.5	28.0
SC(JGA)-150	m12.5,m14.5,m16.5	21.0	17.0	68	26.0	4.0	30.5
SC(JGA)-185	m12.5,m14.5,m16.5	24.0	19.0	76	28.0	5.0	35.0
SC(JGA)-240	m12.5,m14.5,m16.5	27.0	21.6	90	33.0	5.5	40.0
SC(JGA)-300	m16.5	30.0	24.0	100	38.0	6.0	43.5
SC(JGA)-400	m16.5,m18.5	32.0	26.0	110	41.0	6.0	52.5
SC(JGA)-500	m20.5	38.0	30.0	123	42.0	8.0	55.0
SC(JGA)-630	m20.5	45.0	36.0	135	53.5	8.6	65.0

Copper Lug (with inspect hole) SC(JGK) Series A Type

Incorporate inspection hole to check the correct cable positioning.

- Material: Cu≥99.9%.
- Surface: Electro tin plated
- Application: Low voltage



CLASS A

Item No.	Applicable Bolts	Dimensions(mm)			
		D	d	L1	L
SC(JGK)-1.5	m4 m5 m6	3.5	1.8	7.0	19.0
SC(JGK)-2.5	m4 m5 m6	4.0	2.5	7.0	19.0
SC(JGK)-4	m4 m5 m6	4.8	3.1	8.0	20.0
SC(JGK)-6	m5 m6 m8	5.5	3.8	9.0	24.0
SC(JGK)-10	m6 m8	6.7	5.0	9.0	25.0
SC(JGK)-16	m6 m8 m10	7.5	5.8	11.0	30.0
SC(JGK)-25	m6 m8 m10 m12	9.0	7.0	12.5	33.0
SC(JGK)-35	m6 m8 m10 m12	10.5	8.3	14.5	38.0
SC(JGK)-50	m8 m10 m12	12.5	9.9	17.0	45.0
SC(JGK)-70	m8 m10 m12	14.5	11.6	18.0	49.0
SC(JGK)-95	m8 m10 m12 m16	17.5	14.1	19.0	55.0
SC(JGK)-120	m12 m16	19.5	15.7	23.0	62.0
SC(JGK)-150	m12 m16	20.5	16.6	28.0	68.0
SC(JGK)-185	m12 m16	23.5	18.9	32.0	77.0
SC(JGK)-240	m12 m16	26.0	21.4	36.0	88.0
SC(JGK)-300	m12 m16	30.0	24.2	42.0	100.0
SC(JGK)-400	m12 m16	34.0	27.2	46.0	110.0
SC(JGK)-500	m16 m20	38.0	30.2	48.0	121.0
SC(JGK)-630	m16 m20	45.0	35.2	55.0	138.0

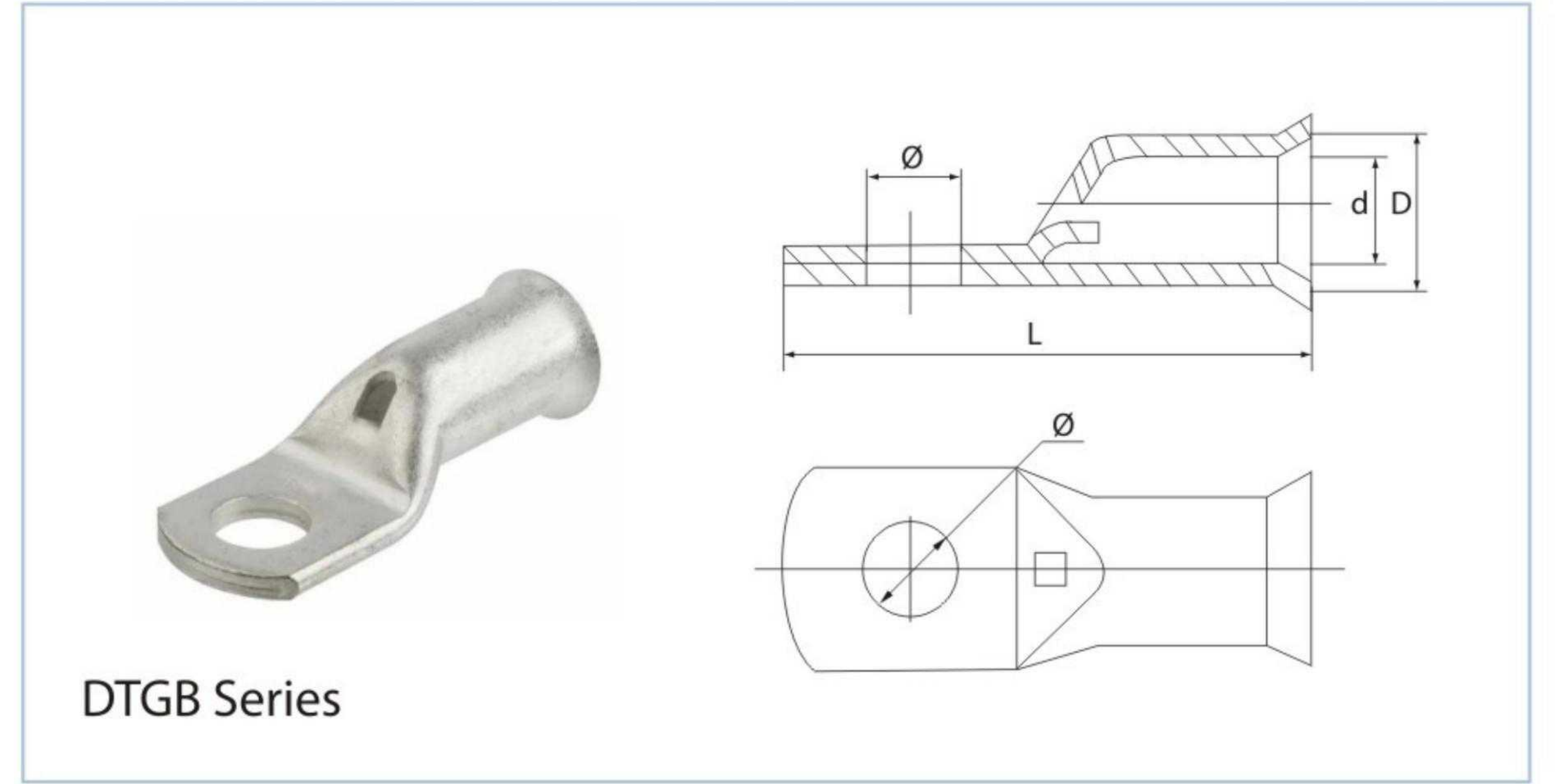
CLASS B

Item No.	Applicable Bolts	Dimensions(mm)			
		D	d	L1	L
SC(JGK)-1.5	m4 m5 m6	3.5	1.8	7.0	19.0
SC(JGK)-2.5	m4 m5 m6	4.0	2.5	7.0	19.0
SC(JGK)-4	m4 m5 m6	4.8	3.1	8.0	20.0
SC(JGK)-6	m5 m6 m8	5.5	4.3	9.0	24.0
SC(JGK)-10	m6 m8	6.7	5.5	9.0	25.0
SC(JGK)-16	m6 m8 m10	7.5	6.1	11.0	30.0
SC(JGK)-25	m6 m8 m10	9.0	7.4	12.5	33.0
SC(JGK)-35	m6 m8 m10 m12	10.5	8.9	14.5	38.0
SC(JGK)-50	m8 m10 m12	12.0	9.9	17.0	45.0
SC(JGK)-70	m8 m10 m12	14.0	11.7	18.0	49.0
SC(JGK)-95	m8 m10 m12	17.0	14.2	19.0	55.0
SC(JGK)-120	m12 m16	18.5	15.7	23.0	62.0
SC(JGK)-150	m12 m16	19.5	16.5	28.0	68.0
SC(JGK)-185	m12 m16	22.0	18.6	32.0	77.0
SC(JGK)-240	m12 m16	25.0	21.2	36.0	88.0
SC(JGK)-300	m12 m16	28.0	23.4	42.0	100.0
SC(JGK)-400	m12 m16	32.0	26.8	46.0	110.0
SC(JGK)-500	m16 m20	36.0	30.0	48.0	121.0
SC(JGK)-630	m16 m20	43.0	35.6	55.0	138.0

Copper Lug(With Inspect Hole) DTGB(JGB) Series

Incorporate inspection hole to check the correct cable positioning. Bell mouth is specifically designed to accommodate fine stranded flexible conductors.

- Material: Cu≥99.9%.
- Surface: Electro tin plated.
- Application: Low voltage.

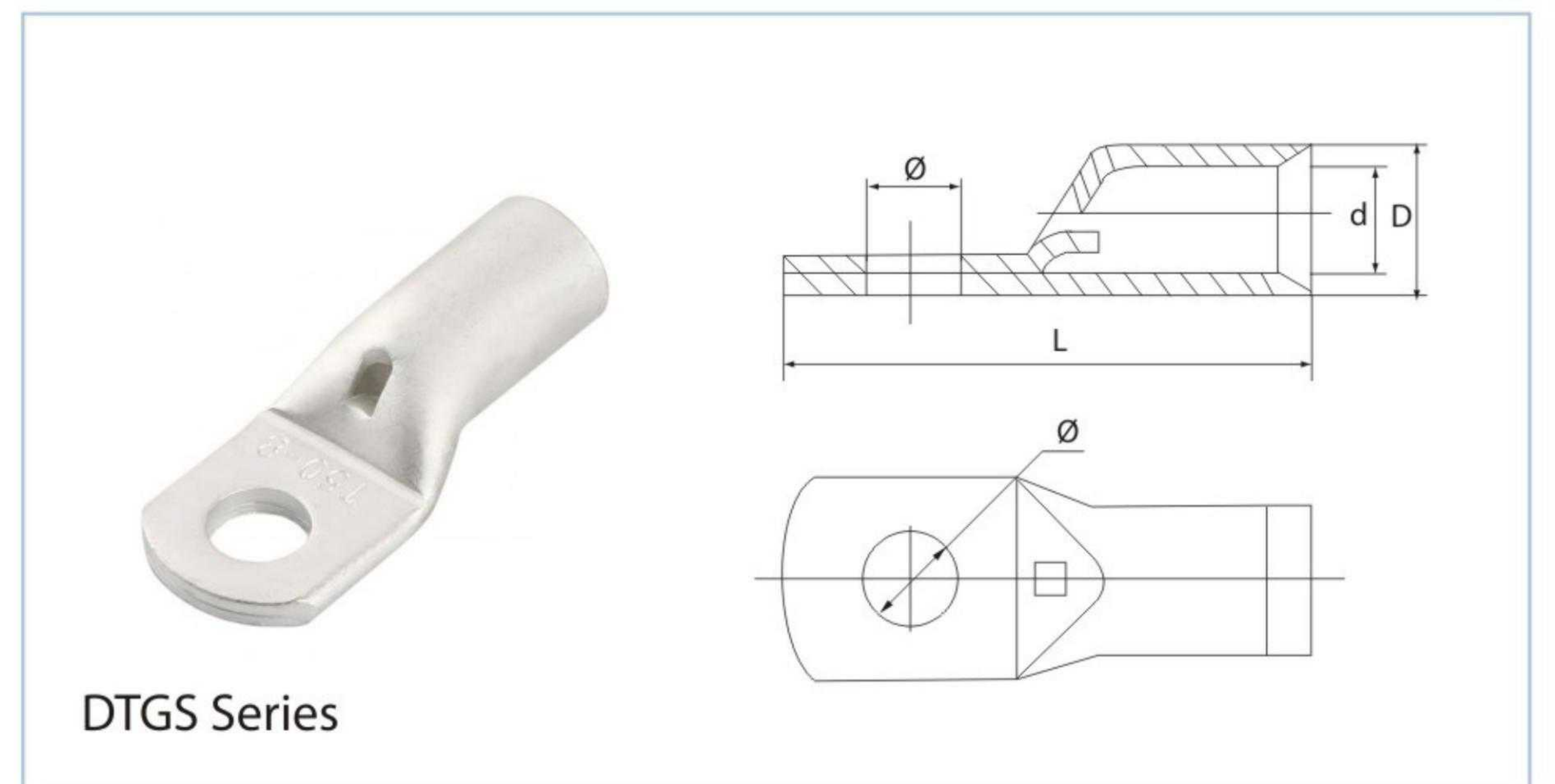


Item No.	Applicable Bolts	Dimensions(mm)		
		D	d	L
DTGB-10	m6 m8	6.1	4.7	26.0
DTGB-16	m6 m8	7.5	5.8	32.0
DTGB-25	m6 m8 m10	9.0	7.1	35.0
DTGB-35	m6 m8 m10	10.5	8.3	39.0
DTGB-50	m8 m10 m12	12.5	9.9	44.5
DTGB-70	m8 m10 m12	14.5	11.6	52.5
DTGB-95	m8 m10 m12	17.0	13.8	58.0
DTGB-120	m12 m16	19.5	15.8	64.0
DTGB-150	m12 m16	20.5	16.6	71.5
DTGB-185	m12 m16	23.5	18.9	79.0
DTGB-240	m12 m16	26.0	21.4	92.0
DTGB-300	m12 m16	30.0	24.4	102.0

Copper Lug(With Inspect Hole) DTGS(JGY) Series

Incorporate inspection hole to check the correct cable positioning. Bell mouth is specifically designed to accommodate fine stranded flexible conductors.

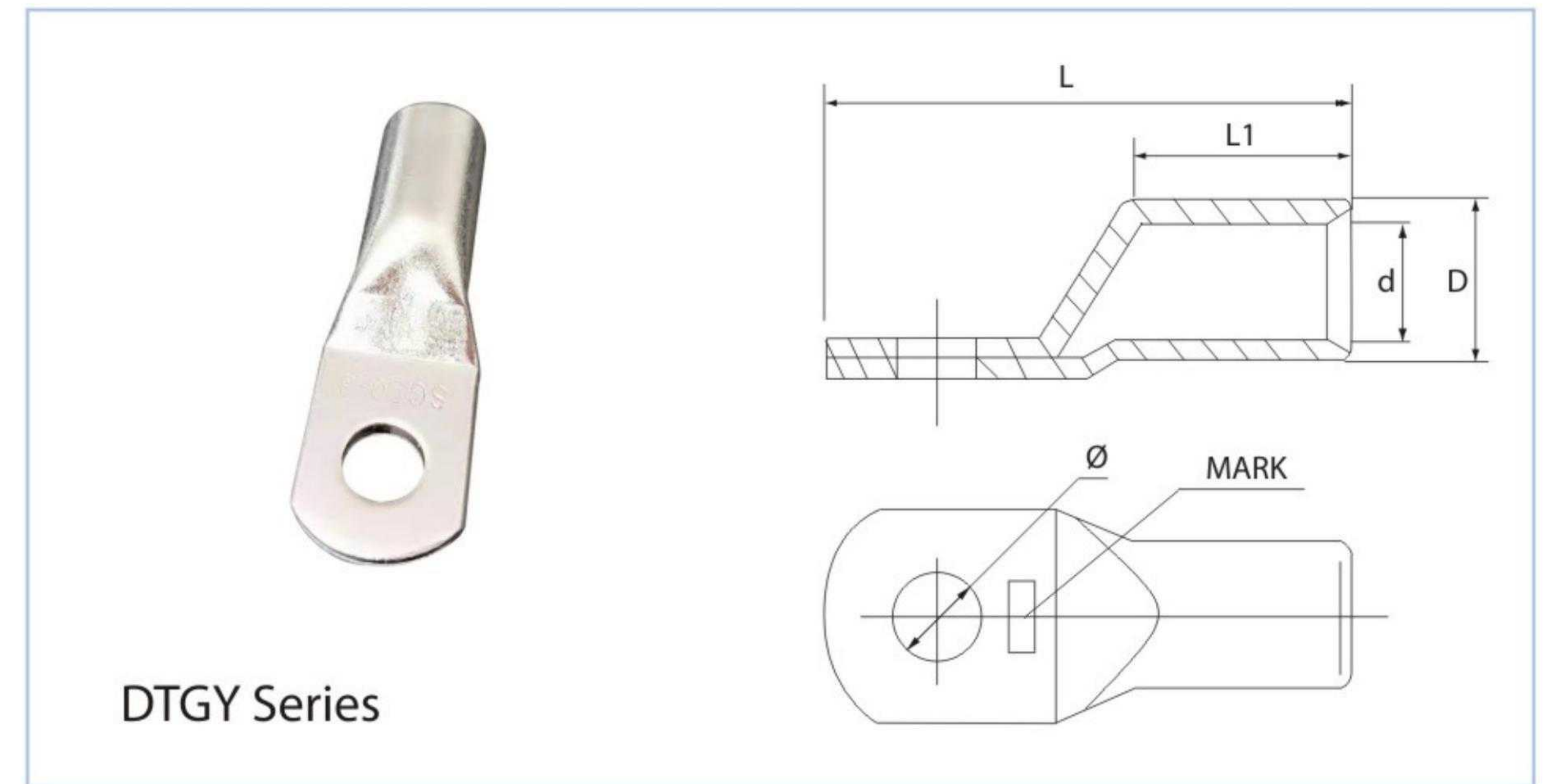
- Material: Cu≥99.9%.
- Surface: Electro tin plated.
- Application: Low voltage.



Item No.	Applicable Bolts	Dimensions(mm)		
		D	d	L
DTGS-10	m6 m8	6.1	4.7	26.0
DTGS-16	m6 m8	7.5	5.8	32.0
DTGS-25	m6 m8 m10	9.0	7.1	35.0
DTGS-35	m6 m8 m10	10.5	8.3	39.0
DTGS-50	m8 m10 m12	12.5	9.9	44.5
DTGS-70	m8 m10 m12	14.5	11.6	52.5
DTGS-95	m8 m10 m12	17.0	13.8	58.0
DTGS-120	m12 m16	19.5	15.8	64.0
DTGS-150	m12 m16	20.5	16.6	71.5
DTGS-185	m12 m16	23.5	18.9	79.0
DTGS-240	m12 m16	26.0	21.4	92.0
DTGS-300	m12 m16	30.0	24.4	102.0

Copper Lug(Tubular) DTGY Series

- Material: Cu≥99.9%.
- Surface: Electro tin plated
- Application: Low voltage

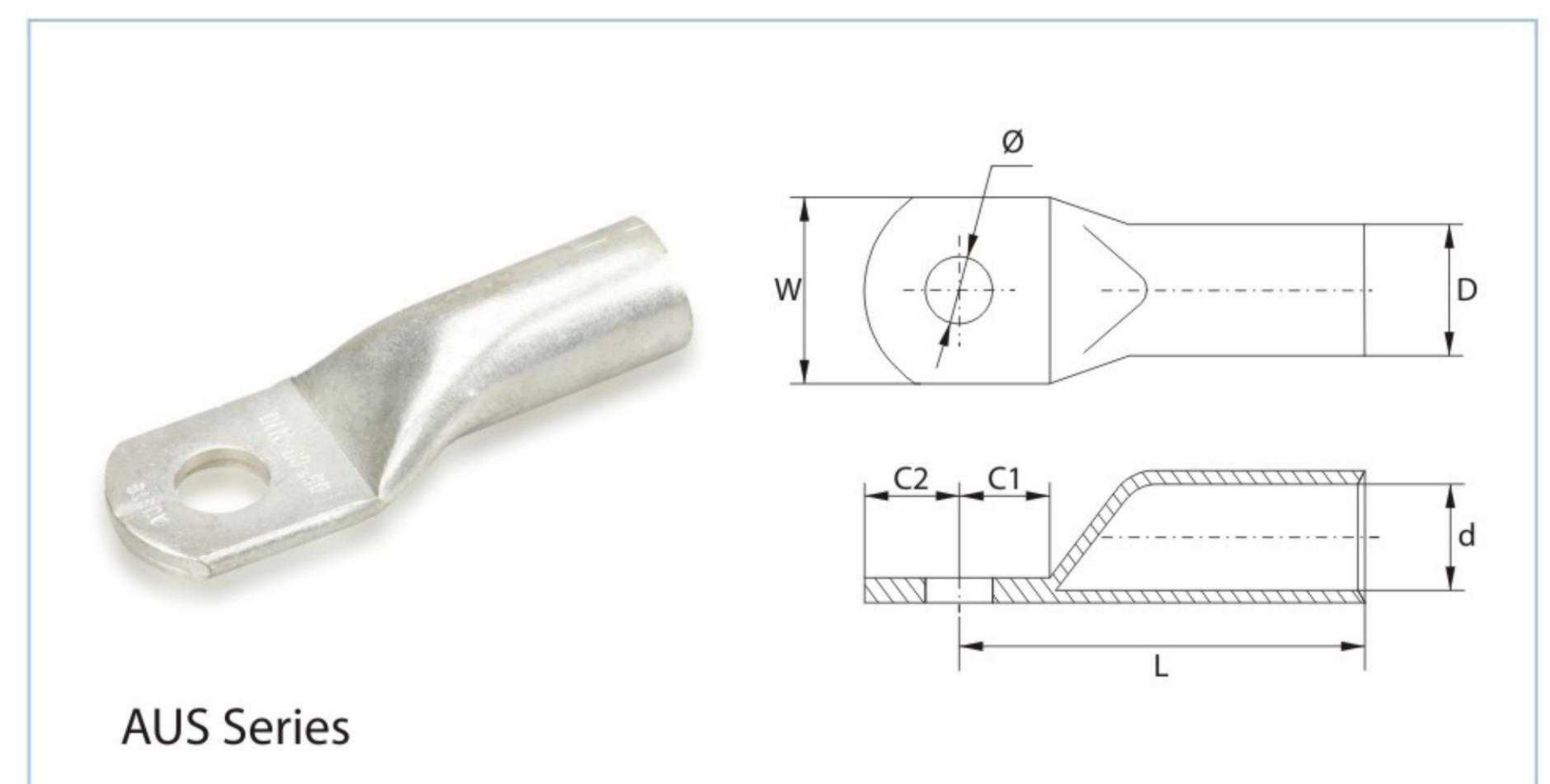


Item No.	Cable spec(mm ²)	Dimensions(mm)				
		D	d	L	L1	Ø
DTGY2.5	2.5	4.2	2.6	20	6	5.5
DTGY4	4.0	5.0	3.2	20	6	5.5
DTGY6	6.0	5.5	3.7	21	7	5.5
DTGY10	10.0	7.0	4.6	26	9	6.5
DTGY16	16.0	8.0	5.5	32	10	8.5
DTGY25	25.0	9.5	7.0	38	14	8.5
DTGY35	35.0	11.0	8.4	40	16	8.5
DTGY50	50.0	13.0	10.0	50	18	10.5
DTGY70	70.0	14.0	11.0	54	20	10.5
DTGY95	95.0	17.0	13.4	62	22	12.5
DTGY120	120.0	20.0	15.5	70	26	12.5
DTGY150	150.0	21.0	16.5	76	28	14.5
DTGY185	185.0	24.0	19.0	84	32	14.5
DTGY240	240.0	26.0	21.0	90	34	17.0
DTGY300	300.0	30.0	23.5	95	40	17.0
DTGY400	400.0	35.0	26.8	115	47	17.0
DTGY500	500.0	38.0	30.0	130	55	17.0
DTGY630	630.0	45.0	34.0	130	55	17.0

Copper Lug(Tubular) AUS Series

In accordance with DIN 46235

- Material: Cu≥99.9%.
- Surface: Electro tin plated
- Application: Low voltage

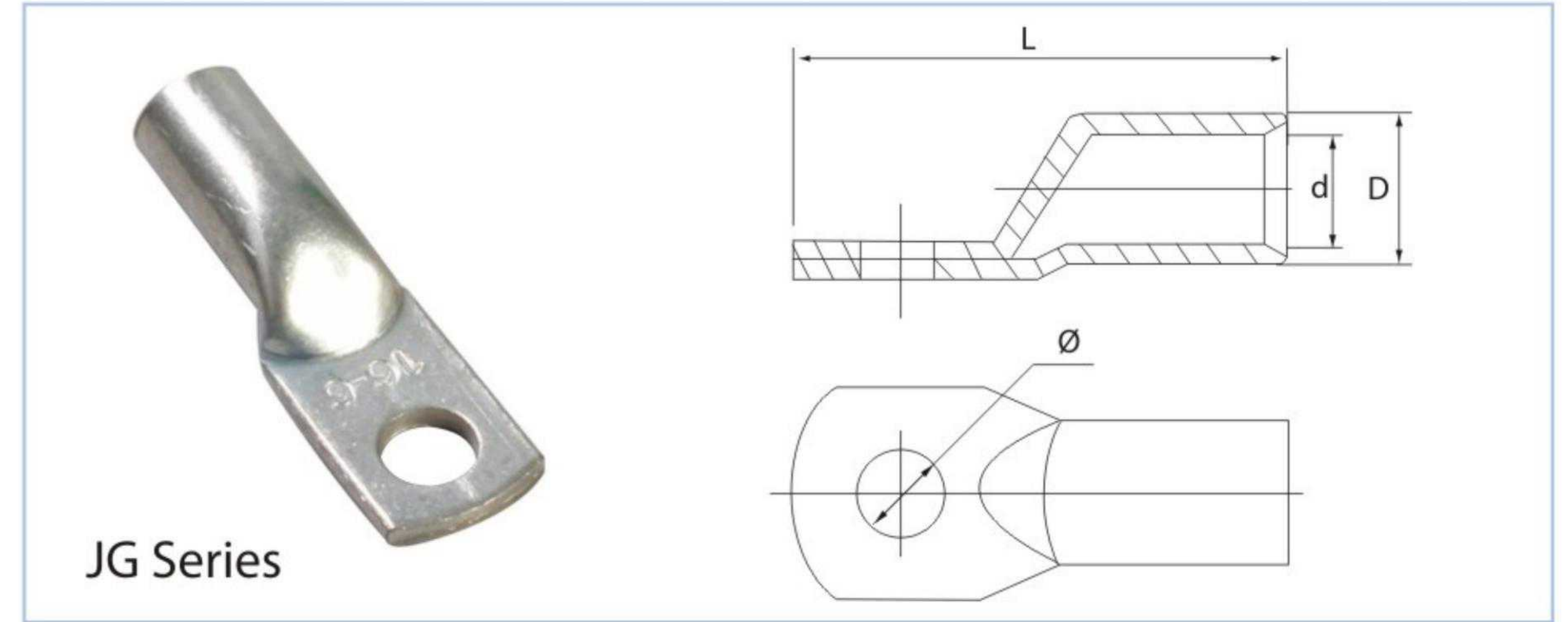


Item No.	Applicable Bolts	Dimensions(mm)					
		D	d	L	C1	C2	W
AUS-10	m6,m8	6.5	5.0	29.0	8	8	9.5
AUS-16	m6,m8	8.0	6.0	36.5	10	10	11.5
AUS-25	m8,m10	10.5	8.0	36.5	12	12	15.3
AUS-35	m8,m10	12.5	9.5	41.5	13	13	18.0
AUS-50	m10,m12	14.5	11.0	54.0	15	15	20.5
AUS-70	m10,m12	16.5	13.0	57.0	15	15	24.0
AUS-95	m10,m12	19.0	14.5	63.0	15	15	27.5
AUS-120	m12	20.5	16.0	68.0	16	16	30.0
AUS-150	m14	23.5	18.0	79.0	16	16	34.0
AUS-185	m16	26.0	20.5	82.0	17	17	38.0
AUS-240	m16	28.0	22.5	90.0	21	21	41.0
AUS-300	m16	30.0	23.5	99.0	21	21	43.0

Copper Lug(Tubular)

JG Series

- Material: Cu≥99.9%.
- Surface: Electro tin plated.
- Application: Low voltage.



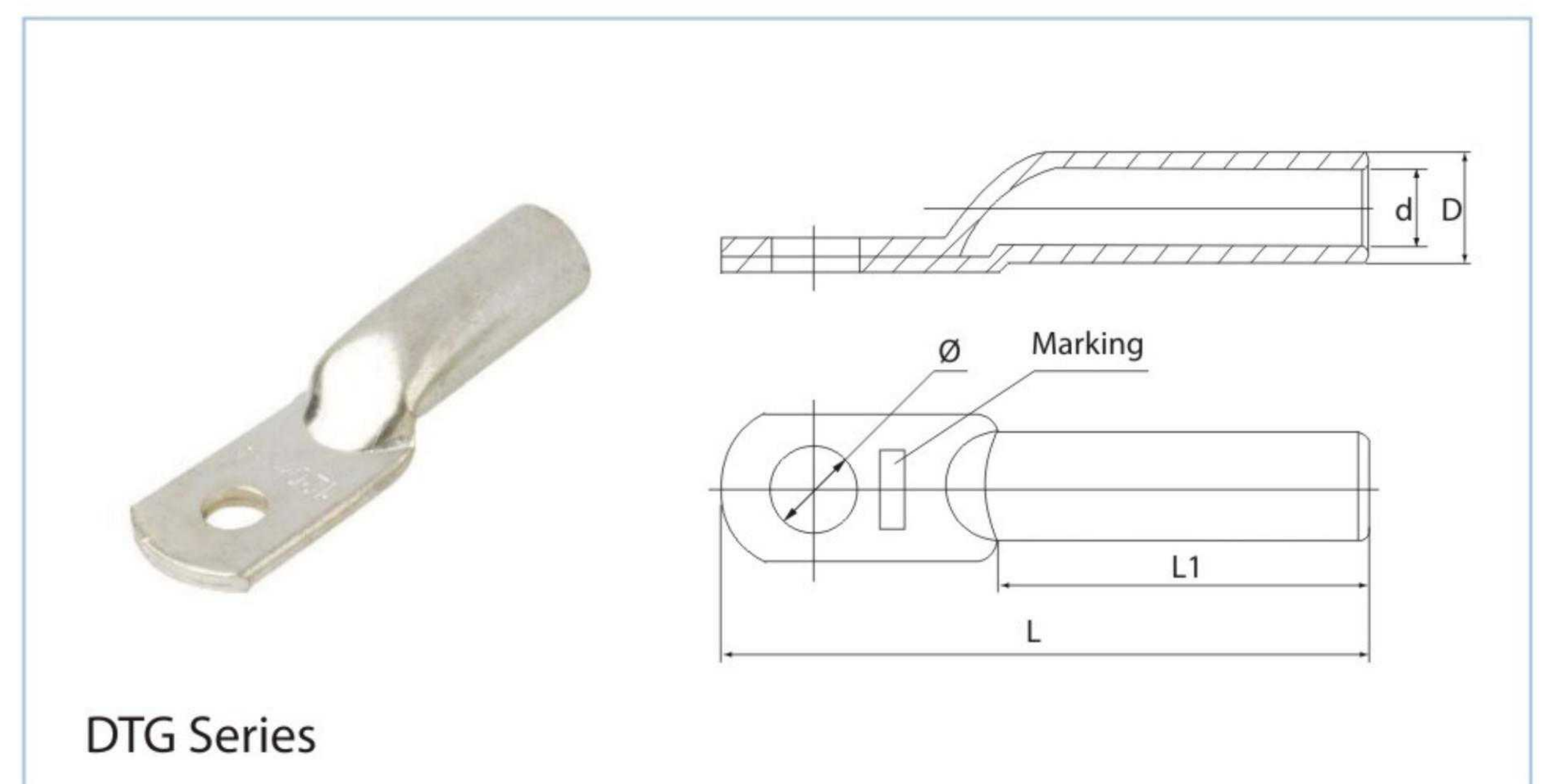
JG Series

Item No.	Cable spec(mm ²)	Dimensions(mm)			
		D	d	L	Ø
JG10	10	8	5	38	6.2
JG16	16	9	6	41	8.4
JG25	25	10	7	46	8.4
JG35	35	11	8	52	8.5
JG50	50	13	10	54	8.5
JG70	70	16	12	61	10.5
JG95	95	18	14	66	10.5
JG120	120	20	15	73	12.5
JG150	150	23	17	77	12.5
JG185	185	25	19	86	14.5
JG240	240	27	21	93	16.5
JG300	300	31	24	103	16.5
JG400	400	34	26	113	18.5
JG500	500	38	30	124	20.5
JG630	630	45	35	140	22.5
JG800	800	50	40	170	22.5

Copper Lug(Tubular)

DTG Series

- Material: Cu≥99.9%.
- Surface: Electro tin plated.
- Application: Low voltage.

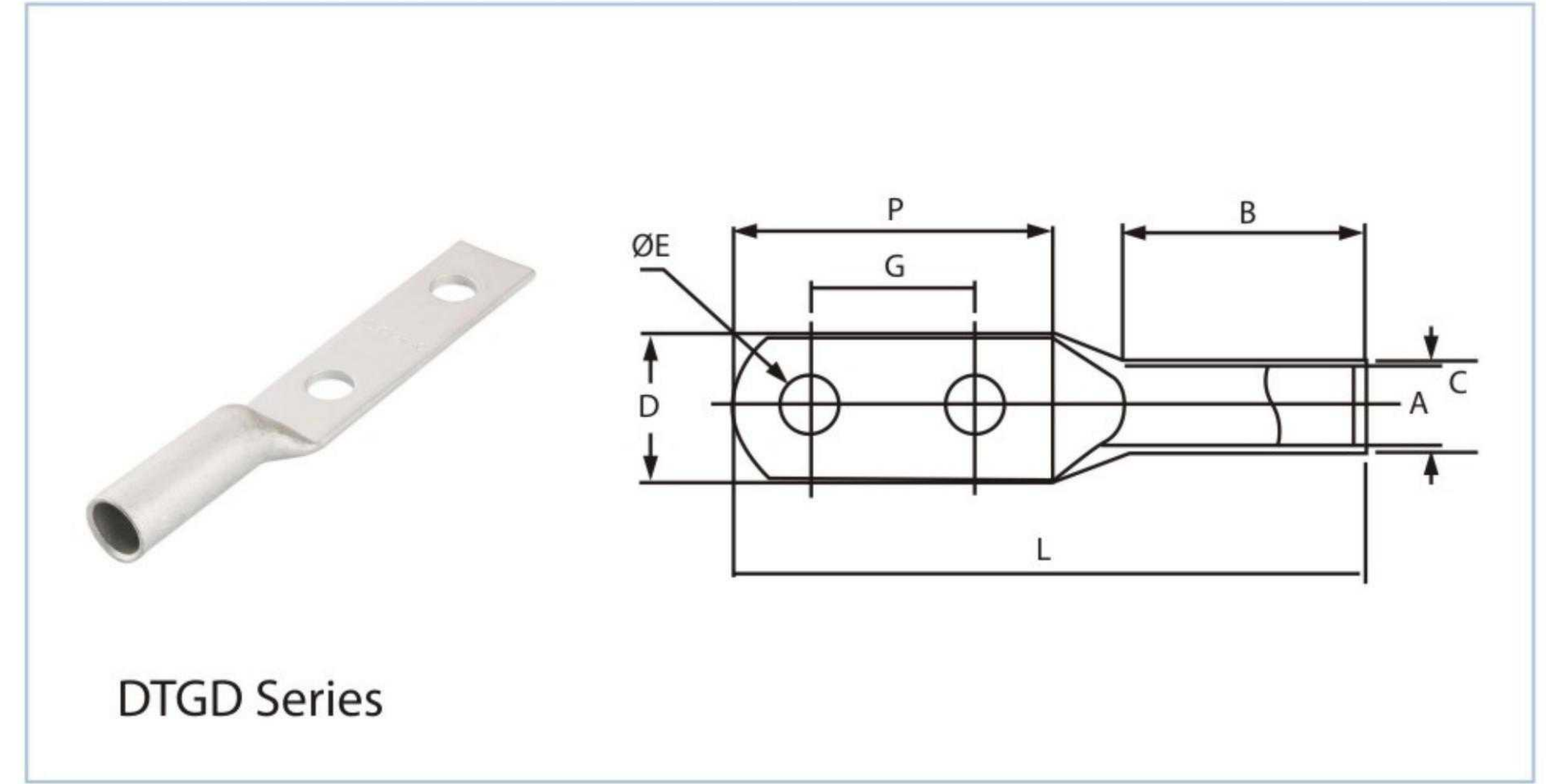


DTG Series

Item No.	Cable spec(mm ²)	Dimensions(mm)				
		D	d	L	L1	Ø
DTG10	10	7.5	5.5	45	24	4.5
DTG16	16	9.0	6.5	56	32	6.5
DTG25	25	10.0	7.5	62	34	6.5
DTG35	35	11.0	8.5	66	36	6.5
DTG50	50	13.0	10.0	72	40	8.5
DTG70	70	15.0	11.5	80	42	10.5
DTG95	95	18.0	13.5	86	46	10.5
DTG120	120	20.0	15.2	96	48	12.5
DTG150	150	22.0	17.0	102	52	12.5
DTG185	185	24.0	19.0	114	54	12.5
DTG240	240	27.0	21.0	118	56	12.5
DTG300	300	30.0	23.0	128	60	17.0
DTG400	400	34.0	26.0	150	60	21.0
DTG500	500	38.0	27.0	170	60	21.0
DTG630	630	45.0	35.0	210	70	21.0

Two Holes Copper Lugs(Tubular) DTGD Series

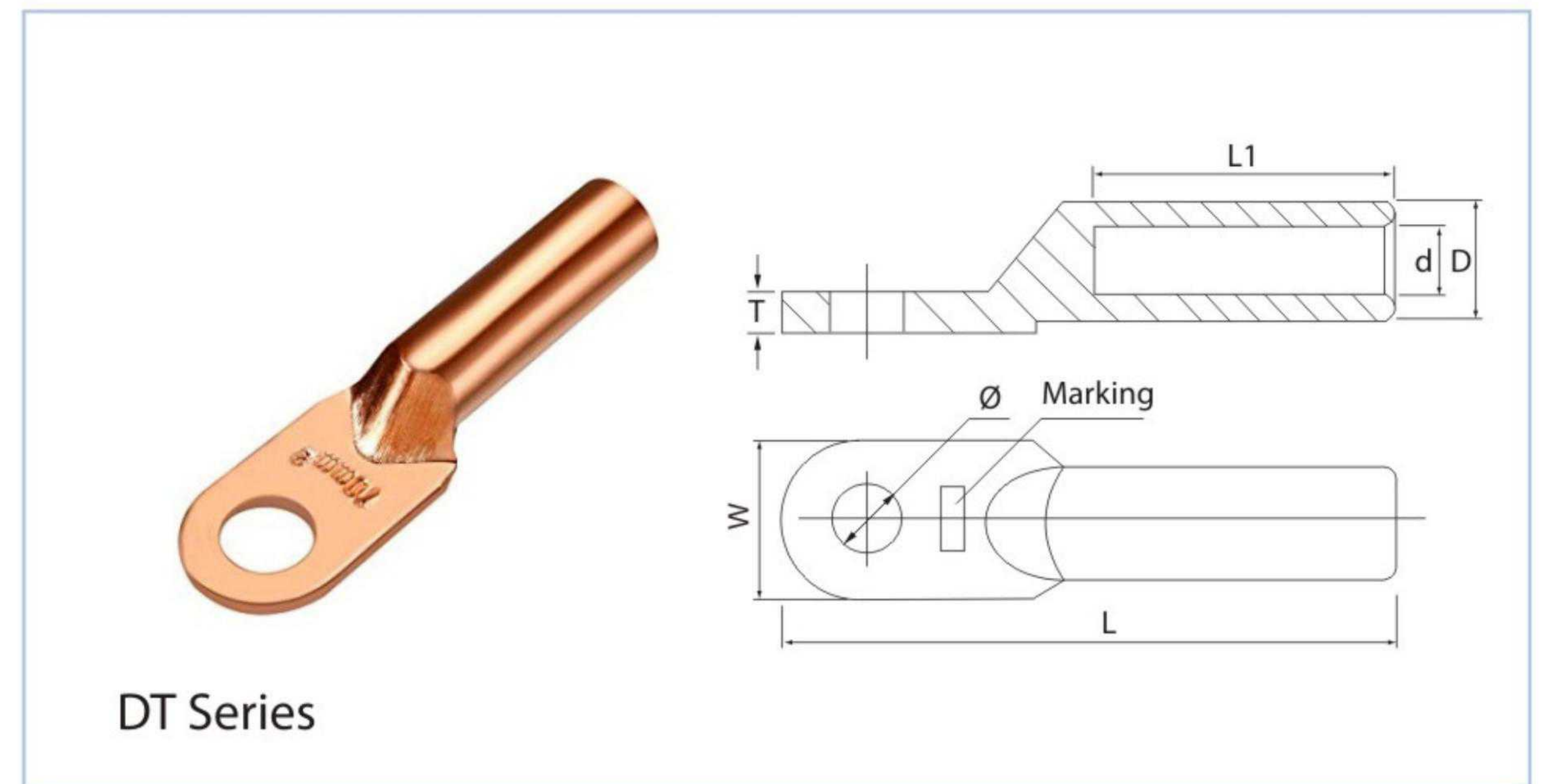
- Material: Cu≥99.9%.
- Surface: Electro tin plated.
- Application: Low voltage.



Item No.	ØE	Dimensions(mm)						
		A	C	D	G	P	B	L
DTGD16	10.5	5.4	7.1	15.0	40	64	15.0	84
DTGD25	10.5	6.8	8.8	18.0	40	64	15.0	87
DTGD35	10.5	8.2	10.8	18.0	40	66	17.0	90
DTGD50	13.0	9.5	12.4	22.5	40	66	27.5	102
DTGD70	13.0	11.2	14.7	24.0	40	67	30.0	107
DTGD95	13.0	13.5	17.4	26.0	40	67	33.0	111
DTGD120	13.0	15.0	19.4	28.0	40	70	36.0	118
DTGD150	13.0	16.5	21.2	31.0	40	72	44.0	130
DTGD185	13.0	18.5	23.5	35.0	40	75	55.0	140
DTGD240	13.0	21.0	26.5	38.0	40	78	55.0	150
DTGD300	13.0	23.5	30.0	42.0	40	78	55.0	160

Copper Lug(Oil-plugging) DT Series

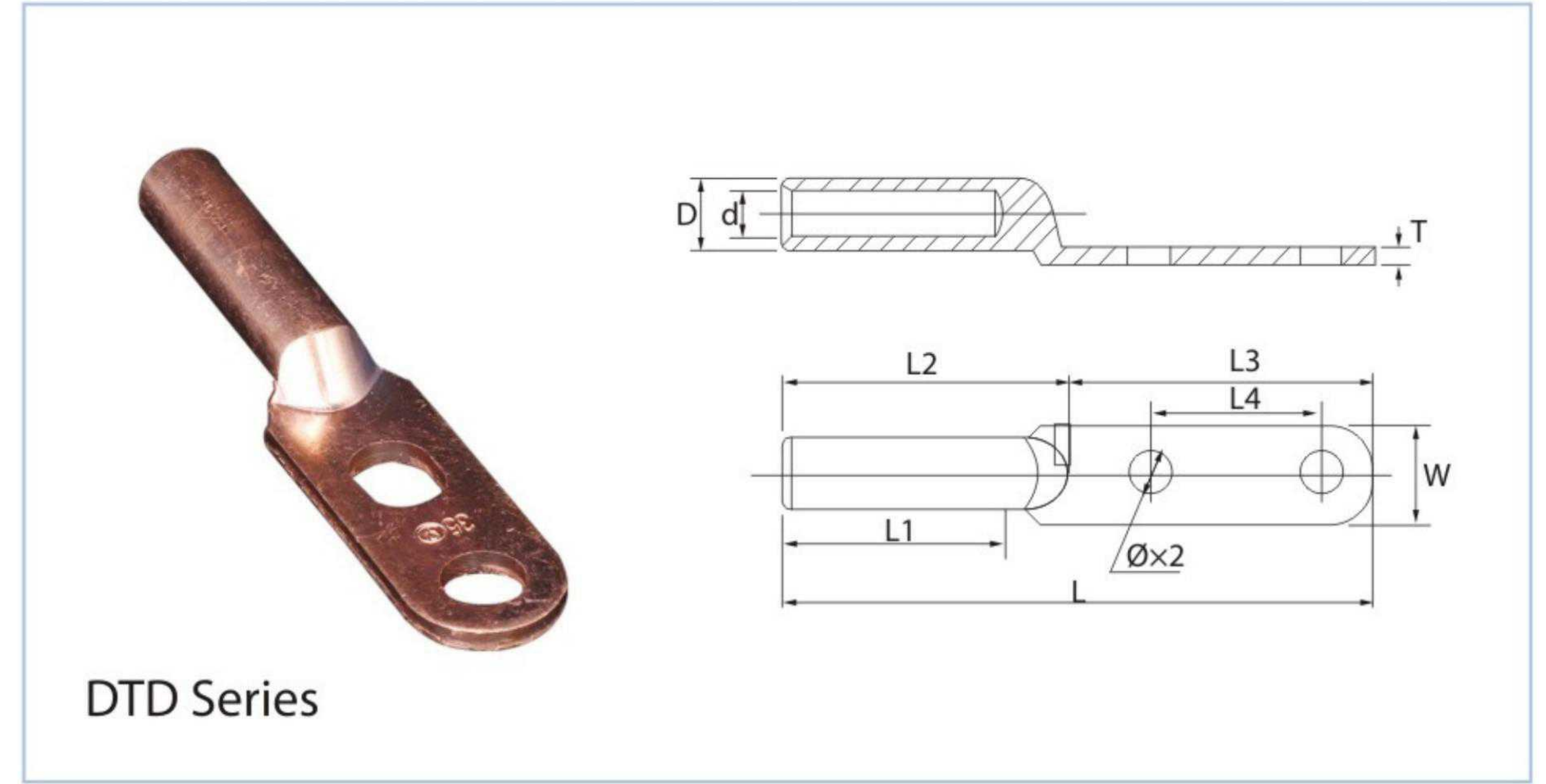
- Material: Cu≥99.9%.
- Surface: Electro tin Plated or no-tinned.
- Application: Low voltage.



Item No.	Cable spec(mm ²)	Dimensions(mm)						
		D	d	L	L1	W	Ø	T
DT10	10	9	5.0	68	28	16	8.5	3.8
DT16	16	10	6.4	68	33	16	8.5	4.0
DT25	25	11	7.4	70	34	18	8.5	4.0
DT35	35	12	8.7	80	38	20	10.5	4.0
DT50	50	14	9.7	90	43	23	10.5	5.0
DT70	70	16	11.7	95	45	26	12.5	5.0
DT95	95	18	13.7	105	49	28	12.5	5.0
DT120	120	20	15.2	112	53	30	14.5	6.0
DT150	150	22	16.7	120	55	33	14.5	6.0
DT185	185	24	18.7	126	57	37	17.0	6.5
DT240	240	27	21.0	136	58	40	17.0	6.5
DT300	300	30	23.0	160	67	50	17.0	7.0
DT400	400	32	26.0	168	75	50	21.0	7.5
DT500	500	35	29.0	190	75	60	21.0	9.5
DT630	630	45	35.0	220	85	80	21.0	9.5
DT800	800	50	38.0	260	85	80	21.0	10.0

Copper Lug With Two Holes On The Palm DTD Series

- Material: Cu≥99.9%.
- Surface: Electro tin Plated or no-tinned.
- Application: Low voltage.

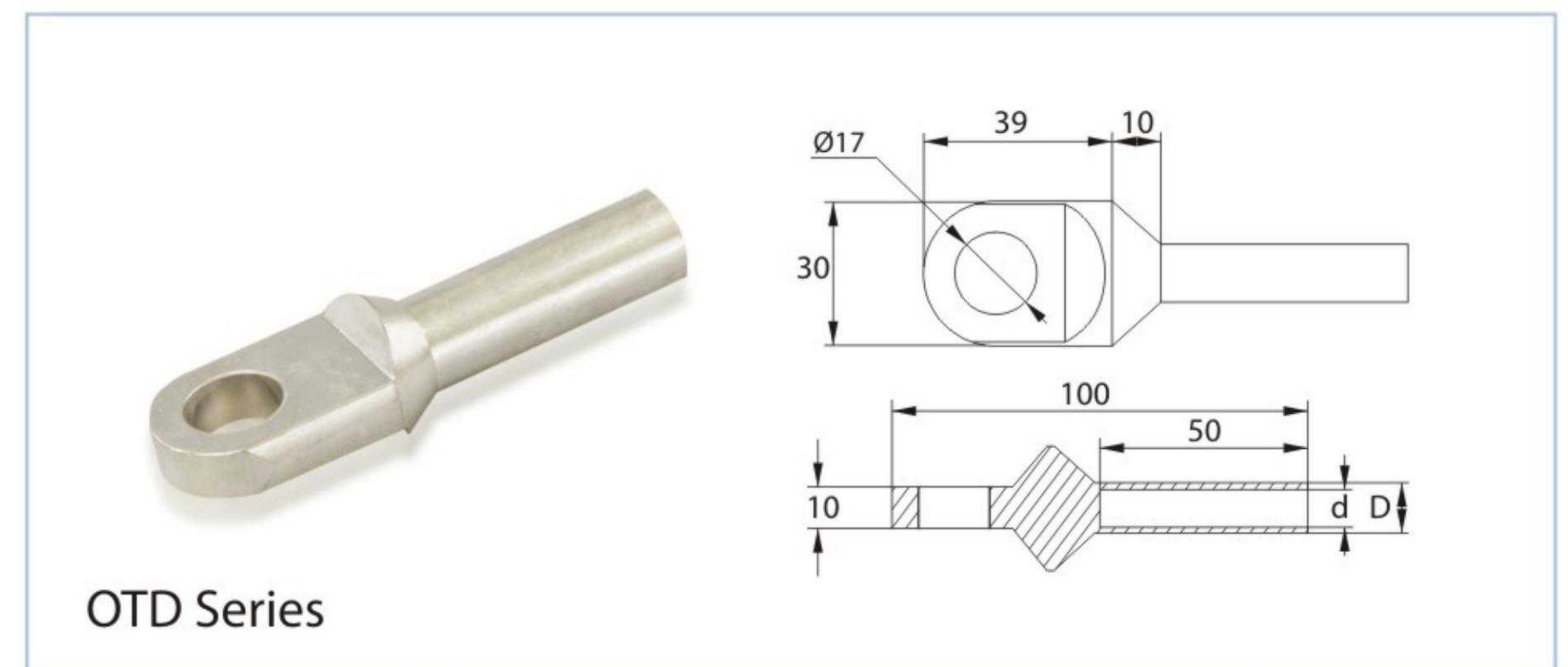


DTD Series

Item No.	Cable spec(mm ²)	Dimensions(mm)										
		D	d	L1	L2	L3	L4	L5	L	W	T	Øx2
DTD-16	16	10	6.4	33	45	43	25	8.0	88	16.0	4.0	8.5
DTD-25	25	11	7.4	34	46	44	25	9.0	90	18.0	4.0	8.5
DTD-35	35	12	8.7	36	48	62	40	10.0	110	20.5	4.0	10.5
DTD-50	50	14	9.7	38	52	63	40	11.5	115	23.0	5.0	10.5
DTD-70	70	16	11.7	43	59	68	40	13.0	127	26.0	5.0	12.5
DTD-95	95	18	13.7	48	63	70	40	14.0	133	28.0	5.0	12.5
DTD-120	120	20	15.2	50	68	72	40	15.0	140	30.0	6.0	14.5
DTD-150	150	22	16.7	55	73	77	40	17.0	150	34.0	6.0	14.5
DTD-185	185	24	18.7	57	85	78	40	18.5	160	37.0	6.5	17.0
DTD-240	240	27	21.0	57	84	80	40	20.0	164	40.0	6.5	17.0
DTD-300	300	30	23.5	67	90	95	40	25.0	185	50.0	7.0	17.0
DTD-400	400	32	25.5	75	115	100	45	26.0	215	55.0	7.5	21.0
DTD-500	500	35	28.5	77	120	100	45	26.0	220	55.0	9.5	21.0
DTD-630	630	45	33.0	80	125	105	45	28.0	230	60.0	9.5	21.0

Copper Lug OTD Series

- Material: Cu≥99.9%.
- Surface: Electro tin plated.

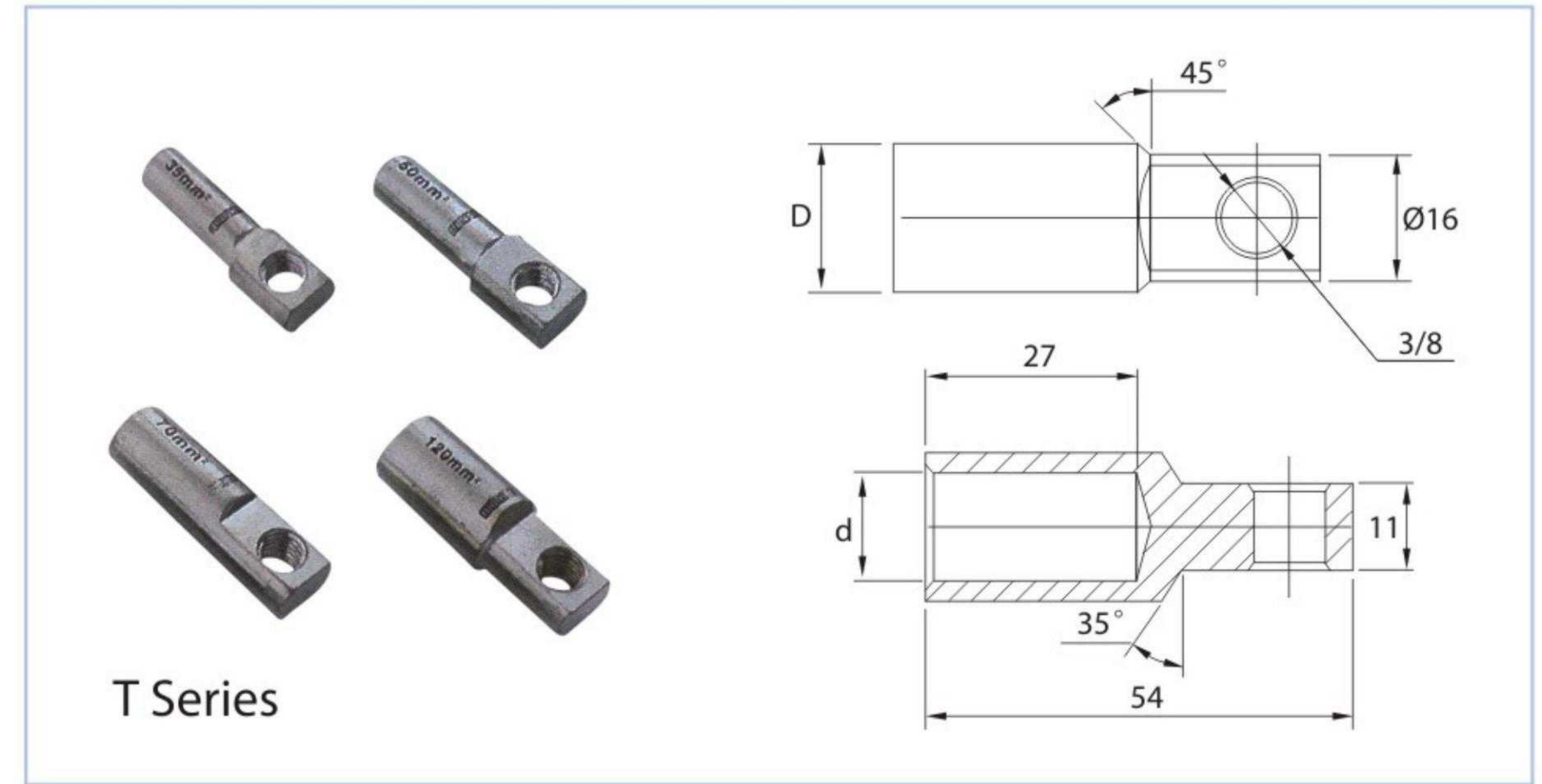


OTD Series

Item No.	Dimensions(mm)	
	D±0.5	d±0.3
OTD-16	9	5
OTD-25	10	7
OTD-35	12	9
OTD-50	14	10
OTD-70	16	12
OTD-95	18	13
OTD-120	21	15
OTD-150	23	16
OTD-185	25	18
OTD-240	28	20
OTD-300	31	22
OTD-400	35	25

Copper Lug T Series

- Material: Cu≥99.9%.
- Surface: Electro tin Plated

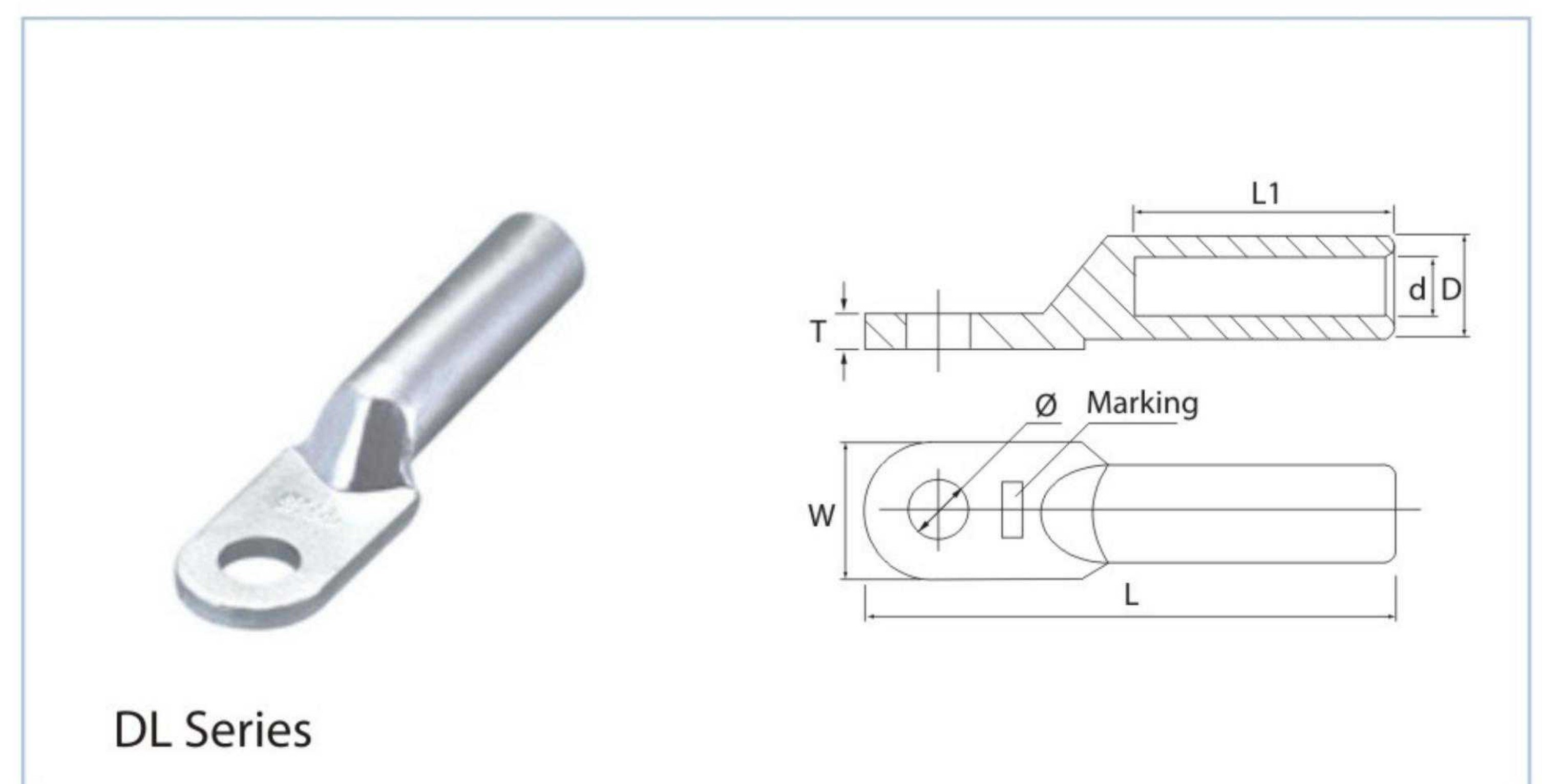


Item No.	Dimensions(mm)	
	D	d
T35mm ²	12.6	8.1
T50mm ²	12.6	9.2
T70mm ²	16.0	11.2
T95mm ²	19.0	12.7
T120mm ²	19.0	14.1

Aluminium Lug(Oil-Plugging) DL Series

The solid palm eliminates the ingress of moisture.
The barrels are chemically treated to reduce contact resistance and corrosion.

- Material: Al≥99.5%.
- Surface: Bright.



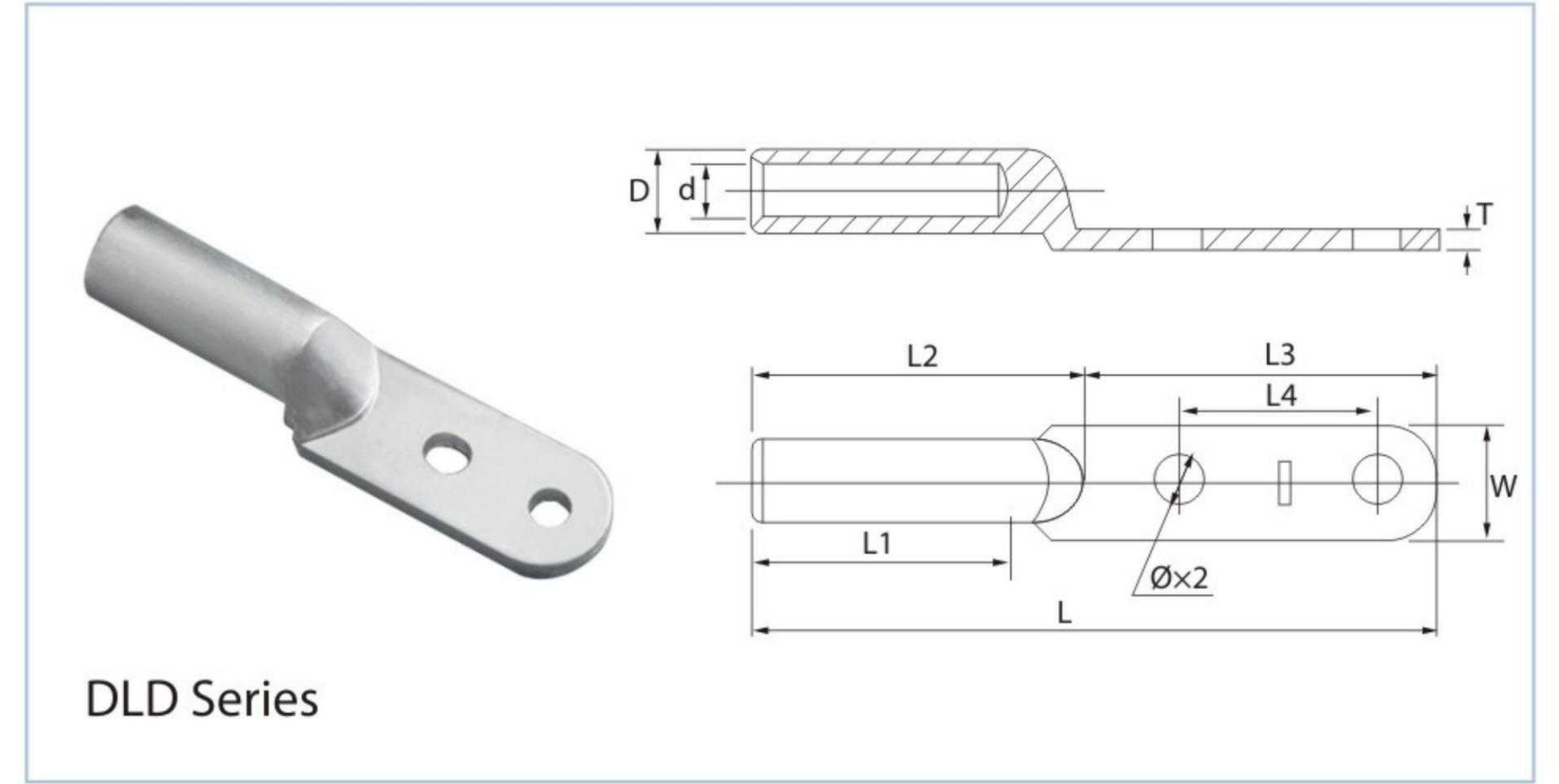
Item No.	Cable spec(mm ²)	Dimensions(mm)						
		D	d	L	L1	W	T	Ø
DL16	16	11	6.4	70	32	16	4.5	8.5
DL25	25	12	7.4	75	35	18	4.5	8.5
DL35	35	14	8.7	85	39	20	4.8	10.5
DL50	50	16	9.7	90	40	23	5.5	10.5
DL70	70	18	11.7	100	43	26	5.5	12.5
DL95	95	20	13.7	112	50	28	5.8	12.5
DL120	120	22	15.2	120	52	30	6.5	14.5
DL150	150	24	16.7	126	55	34	6.7	14.5
DL185	185	27	18.7	133	60	37	7.0	17.0
DL240	240	30	21.0	140	61	40	7.2	17.0
DL300	300	34	23.0	165	65	50	7.5	21.0
DL400	400	38	26.0	170	70	50	8.0	21.0
DL500	500	40	29.0	190	75	60	10.0	21.0
DL630	630	45	34.0	220	80	60	10.5	21.0
DL800	800	60	38.0	250	100	80	11.0	21.0

Aluminium Lug With Two Holes On The Palm DLD Series

The solid palm eliminates the ingress of moisture.

The barrels are chemically treated to reduce contact resistance and corrosion.

- Material: Al \geq 99.5%.
- Surface: Bright.

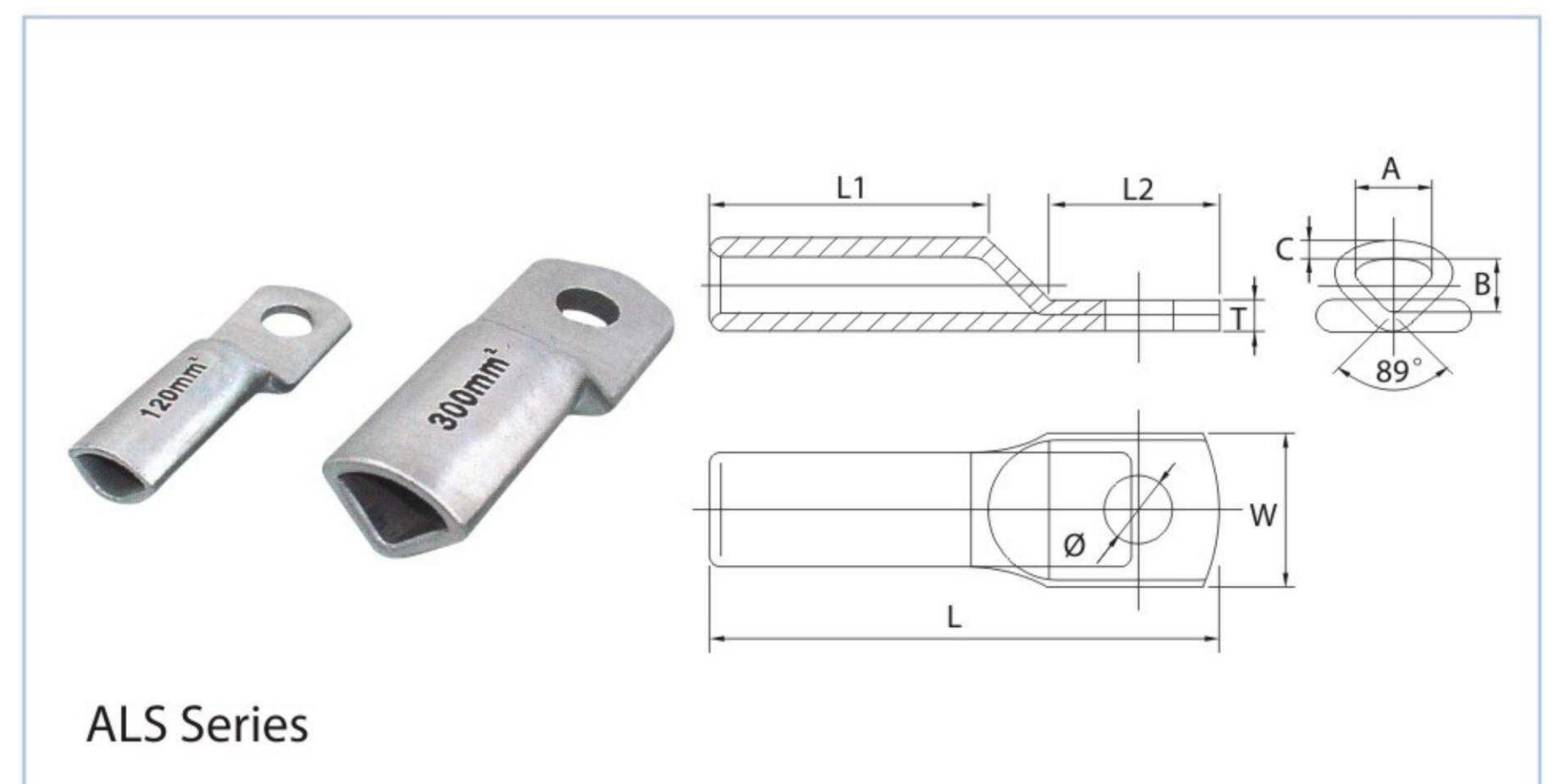


DLD Series

Item No.	Cable spec(mm ²)	Dimensions(mm)										
		D	d	L1	L2	L3	L4	L5	L	W	T	Øx2
DLD16	16	11	6.4	33	45	43	25	8.0	88	16.0	4.5	8.5
DLD25	25	12	7.4	34	46	44	25	9.0	90	18.0	4.5	8.5
DLD35	35	14	8.7	36	48	62	40	10.0	110	20.5	4.8	10.5
DLD50	50	16	9.7	38	52	63	40	11.5	115	23.0	5.5	10.5
DLD70	70	18	11.7	42	59	68	40	13.0	127	26.0	5.5	12.5
DLD95	95	20	13.7	48	63	70	40	14.0	133	28.0	5.8	12.5
DLD120	120	22	15.2	50	68	72	40	15.0	140	30.0	6.5	14.5
DLD150	150	24	16.7	55	73	77	40	17.0	150	34.0	6.7	14.5
DLD185	185	27	18.7	57	82	78	40	18.5	160	37.0	7.0	17.0
DLD240	240	30	21.0	57	84	80	40	20.0	164	40.0	7.2	17.0
DLD300	300	34	23.0	67	90	95	40	25.0	185	50.0	7.5	17.0
DLD400	400	38	25.5	75	115	100	45	26.0	215	55.0	8.0	21.0
DLD500	500	40	28.5	77	120	100	45	26.0	220	55.0	10.0	21.0
DLD630	630	45	33.0	80	125	105	45	28.0	230	60.0	10.5	21.0

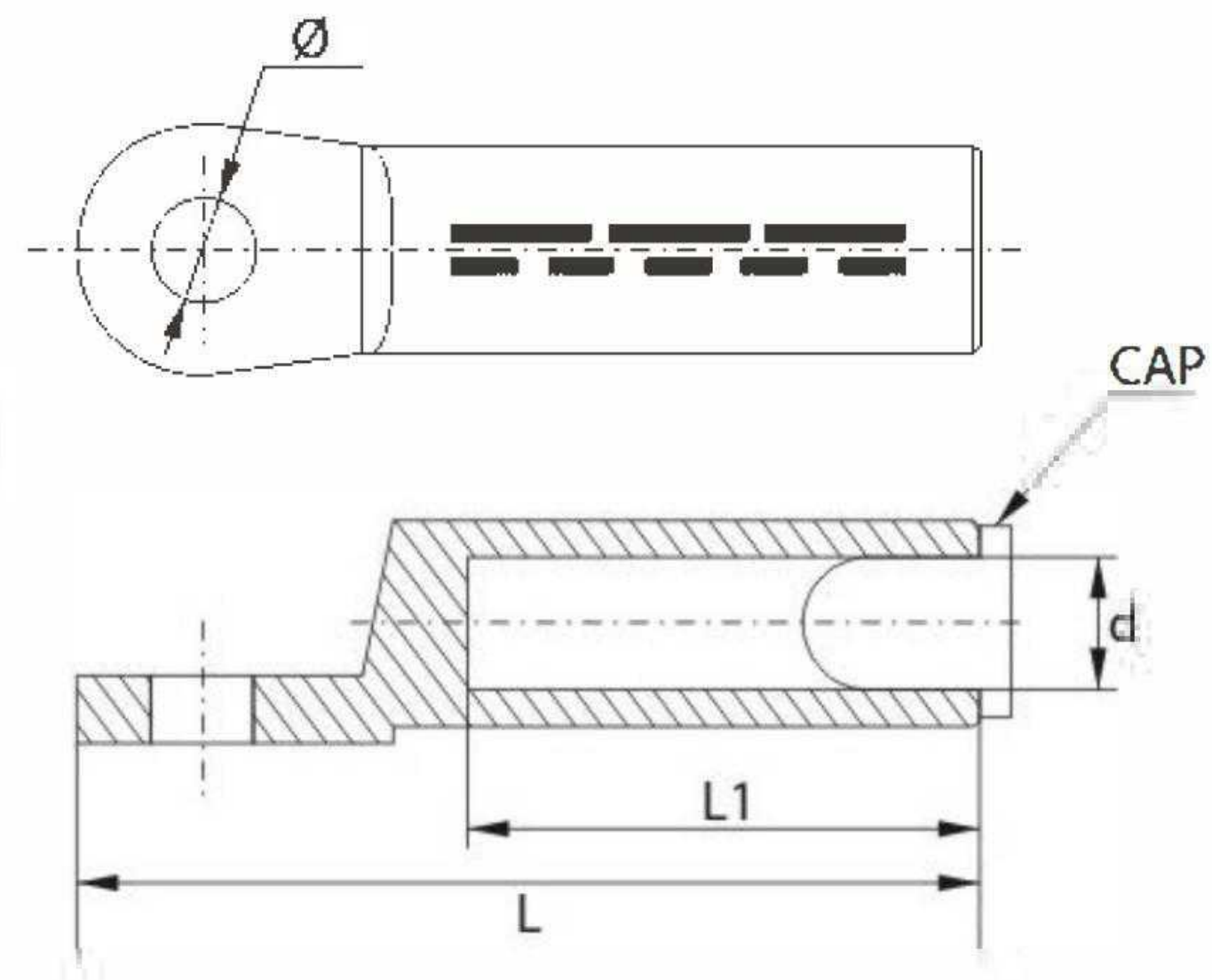
Sector Aluminium Lug ALS Series

- Material: AL \geq 99.5%.
- Lugs are designed to fit solid sector aluminium cables dimensioned.



ALS Series


Item No.	Dimensions(mm)								
	Ø	A	B	C	W	T	L1	L2	L
ALS-70/4	10.5	12.7	9.1	3.3	22	6	47	30	88
ALS-95/4	10.5	14.9	10.7	3.5	29	6	50	32	95
ALS-120/4	13.0	17.1	12.2	3.7	31	7	52	38	103
ALS-150/4	13.0	19.1	13.6	3.9	35	7	56	38	109
ALS-185/4	17.0	21.1	15.1	4.5	36	8	60	40	116
ALS-240/4	17.0	24.0	17.6	5.5	38	8	63	40	123
ALS-300/4	21.0	27.2	19.4	5.9	40	10	63	46	130



All Series

Aluminium Screw Lug

- Material: High strength aluminium alloy .
- Electro-tin plated to assure minimum contact resistance and protection against corrosion when used with copper wire.



CABLE LUG

16

Specializing In line Fittings Industry From 1989

ASLD Series

Item No.	Screw Type(mm)	Wire Range(mm ²)
ASLD-1-112	SLOT OR HEX	50-1.5
ASLD-1-125	SLOT OR HEX	50-1.5
ASLD-1-250	7.87	120-16
ASLD-1-350	7.87	185-16
ASLD-1-500	9.65	240-16
ASLD-1-600	9.65	300-25
ASLD-1-750	9.95	300-50
ASLD-1-1000	12.70	500-240
ASLD-1-350	7.87	185-16
ASLD-1-500		
ASLD-1-600	9.65	300-25
ASLD-1-750		
ASLD-1-1000	12.70	500-240

ASL-1 Series

Item No.	Screw Type(mm)	Wire Range(mm ²)
ASL-1-50	SLOT	16-1.5
ASL-1-70	SLOT	25-1.5
ASL-1-112	SLOT OR HEX	50-1.5
ASL-1-125	SLOT OR HEX	50-1.5
ASL-1-250	7.87	120-16
ASL-1-300	7.87	150-16
ASL-1-350	7.87	185-16
ASL-1-500	9.65	240-16
ASL-1-600	9.65	300-25
ASL-1-750	9.95	300-50
ASL-1-1000	12.70	500-240

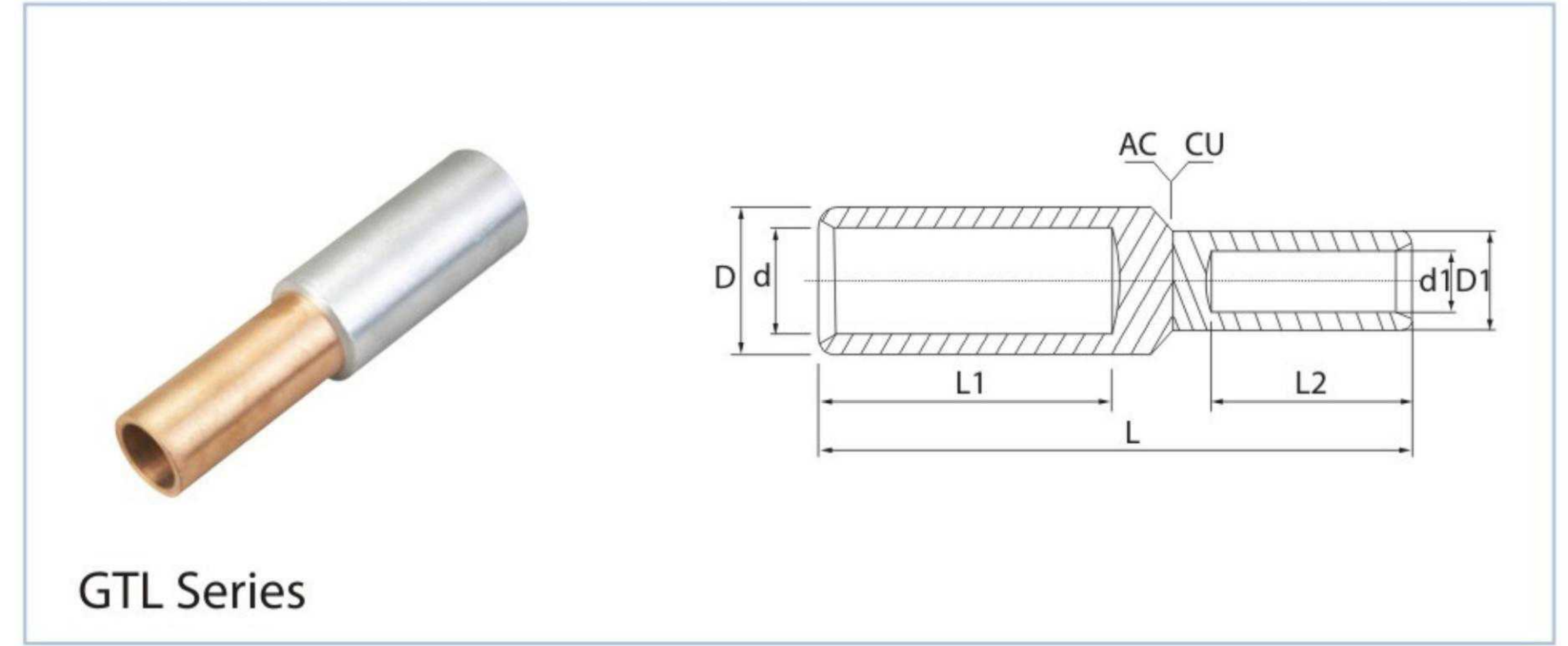
ASL-2 Series

Item No.	Screw Type(mm)	Wire Range(mm ²)
ASL-2-350	7.87	185-16
ASL-2-500	9.65	240-16
ASL-2-600	9.65	300-25
ASL-2-700	9.65	300-50
ASL-2-1000	12.70	500-240

Bimetallic Connector (Link) GTL Series

Solid centre barrier.

- The links can be designed to join four core aluminium sector conductors to conventional stranded copper conductors.
- Prefilled with jointing compound.
- Friction welded.
- Material: Cu≥99.9%, Al≥99.5%.

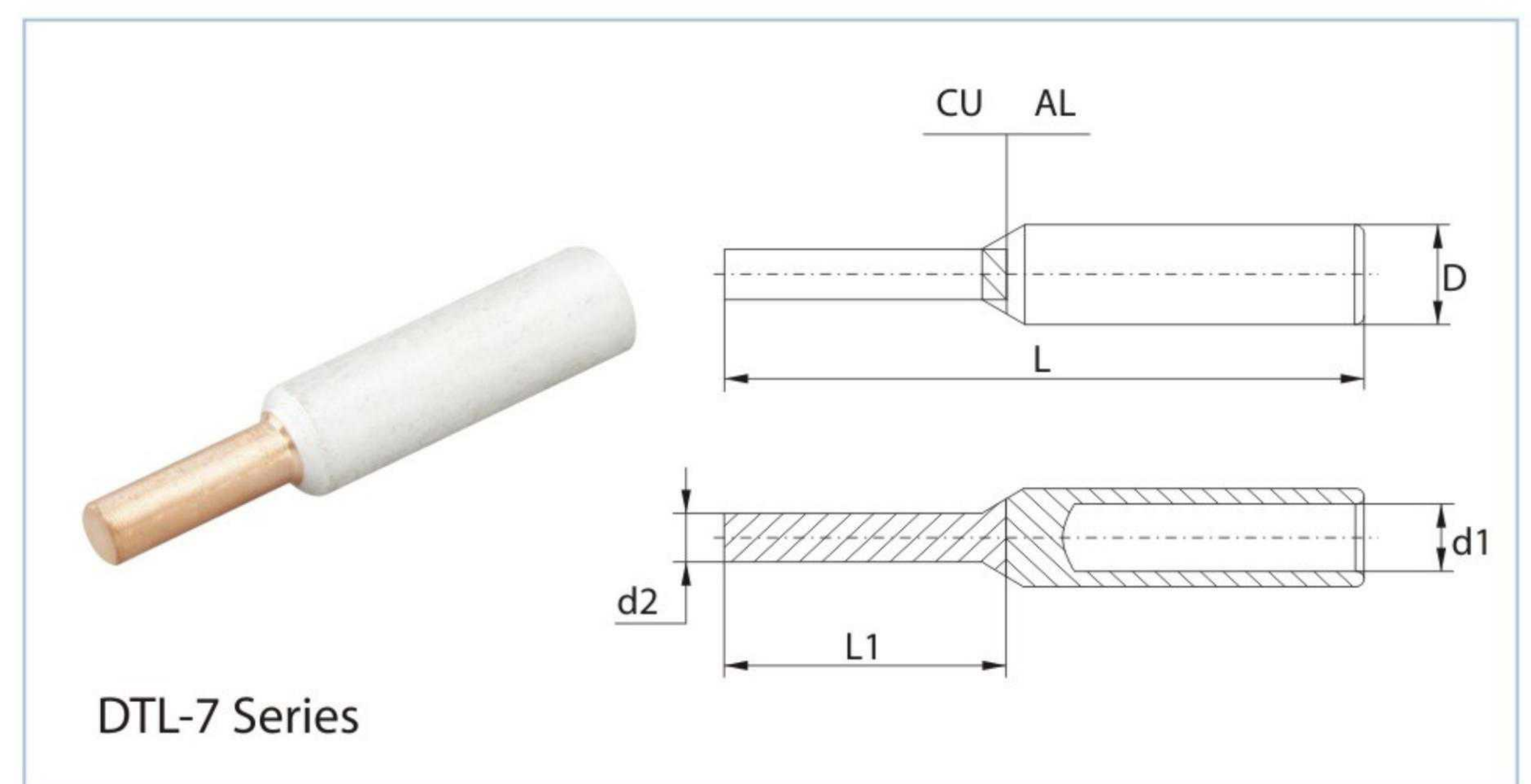


Item No.	Cable spec (mm ²)		Dimensions(mm)						
	Al	Cu	d1	D1	d	D	L1	L2	L
GTL16	16	10	5.0	9	6.0	10	35	30	75
GTL25	25	16	6.0	10	7.0	12	35	30	80
GTL35	35	25	7.0	11	8.5	14	42	30	85
GTL50	50	35	8.5	13	9.5	16	42	32	90
GTL70	70	50	9.5	15	11.5	18	45	38	95
GTL95	95	70	11.5	17	13.5	21	45	40	100
GTL120	120	95	13.5	19	15.0	23	50	42	107
GTL150	150	120	15.0	21	17.0	25	55	44	120
GTL185	185	150	17.0	23	18.5	28	60	46	125
GTL240	240	185	19.0	26	21.0	30	60	54	130
GTL300	300	240	21.0	28	23.0	34	65	56	145
GTL400	400	300	23.0	30	27.0	45	70	60	155
GTL500	500	400	27.0	34	29.0	47	75	65	165
GTL630	630	500	29.0	38	35.0	54	80	70	180

Stalk lug DTL-7 Series

Specially designed for terminating cables to circuit breakers.

- Prefilled with jointing compound.
- Friction welded.
- Material: Cu≥99.9%, Al≥99.5% .

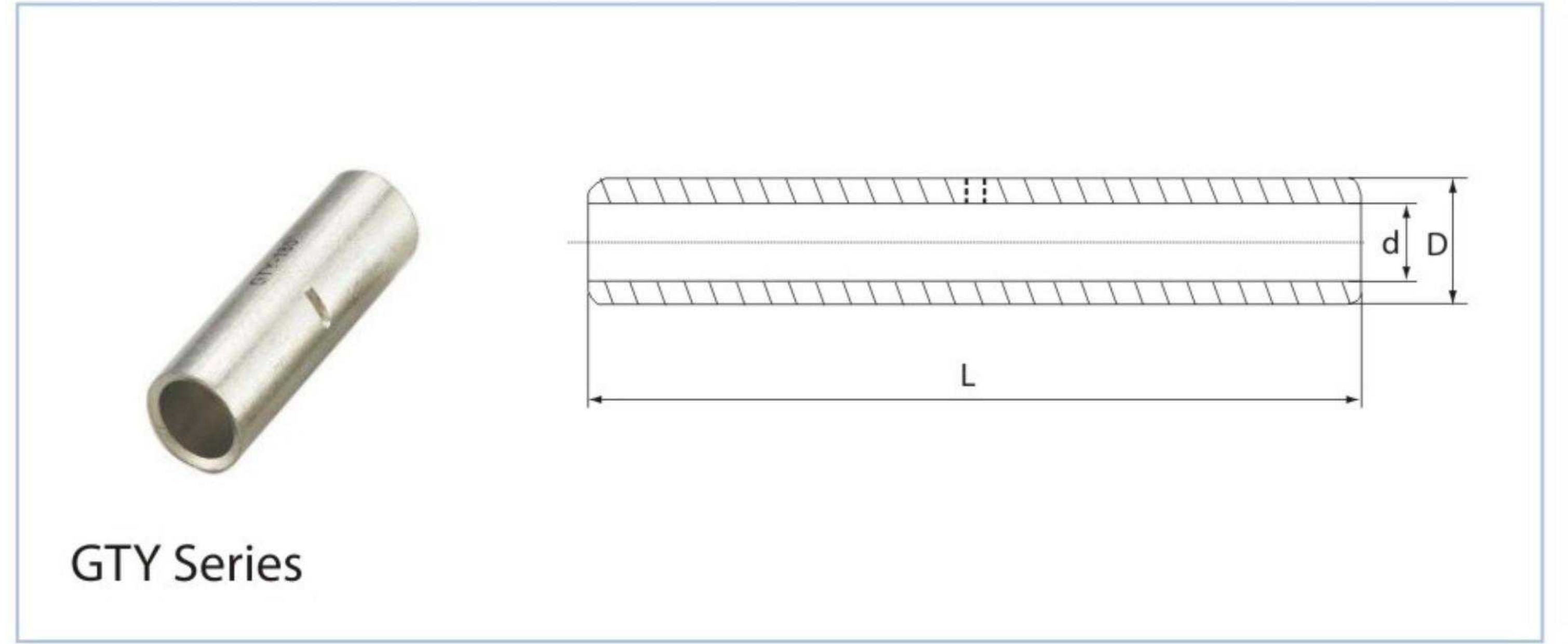


Item No.	Dimensions(mm)				
	d1	D	d2	L1	L
DTL-7-16	6.3	12	6	20	58
DTL-7-25	7.1	12	6	20	58
DTL-7-35	8.5	14	7	22	71
DTL-7-50	10.0	16	8	25	74
DTL-7-70	11.5	18	10	30	87
DTL-7-95	13.5	22	12	33	91
DTL-7-120	15.0	23	12	38	98
DTL-7-150	18.5	25	12	38	108
DTL-7-185	19.0	27	14	40	118
DTL-7-240	21.0	32	16	40	128

Copper Connector GTU Series

Solid centre barrier.

- Material: Cu \geq 99.9%.
- Surface: Electro tin plated.



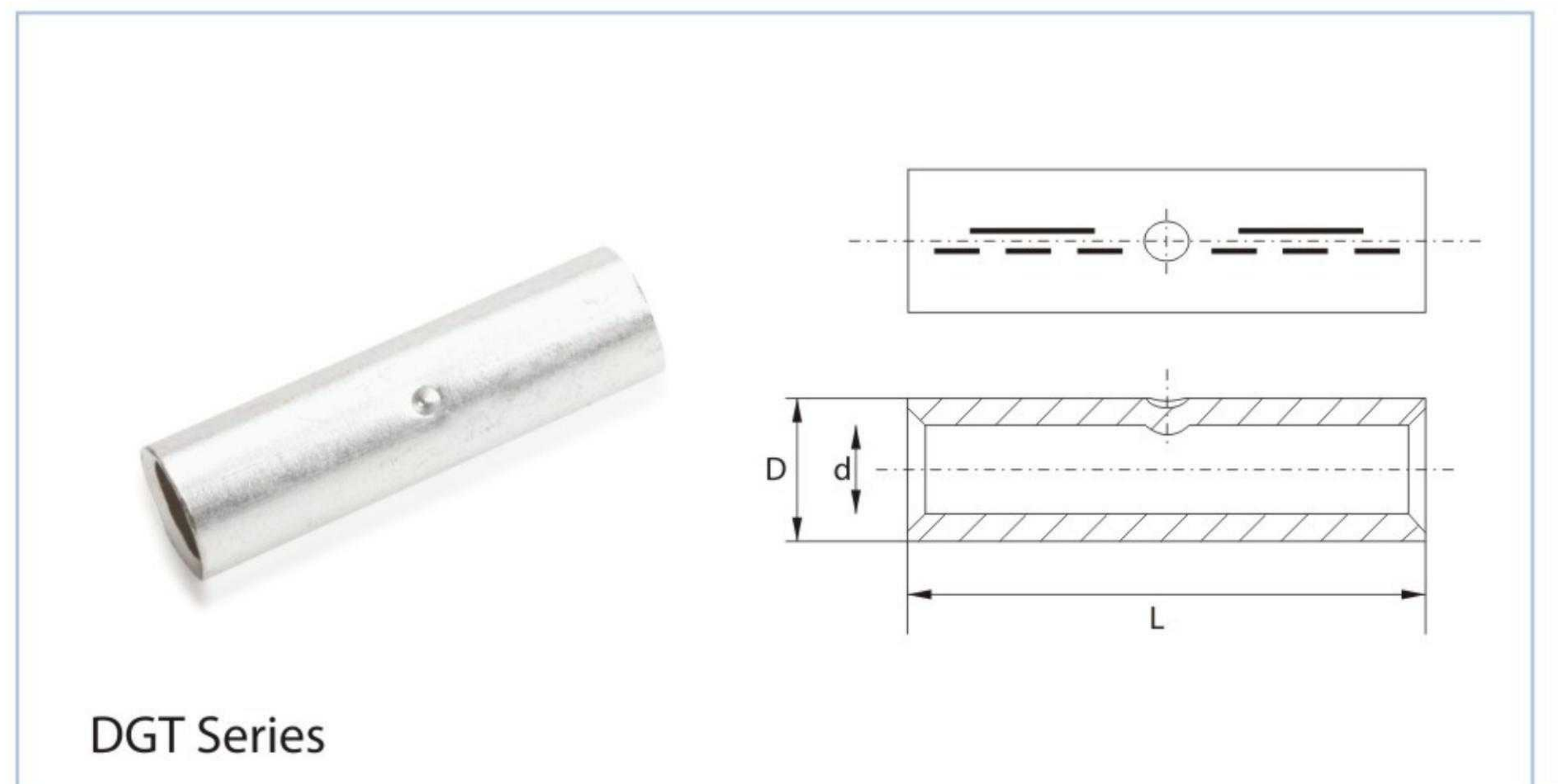
GTU Series

Item No.	Dimensions(mm)		
	D	d	L
GTU-1.5	3.5	2.4	20
GTU-2.5	4.0	2.8	20
GTU-4	4.8	3.4	20
GTU-6	5.5	4.3	23
GTU-10	6.7	5.1	30
GTU-16	7.5	5.8	35
GTU-25	9.0	7.1	40
GTU-35	10.5	8.3	45
GTU-50	12.5	9.9	50
GTU-70	14.5	11.6	55
GTU-95	17.5	14.1	60
GTU-120	19.5	15.8	65
GTU-150	20.5	16.6	70
GTU-185	23.5	18.9	75
GTU-240	26.0	21.4	80
GTU-300	30.0	24.4	85
GTU-400	34.0	27.2	90
GTU-500	38.0	30.2	100
GTU-600	45.0	35.2	110

Copper Connector DGT Series

Solid centre barrier.

- Material: Cu \geq 99.9%.
Surface: Electro tin plated.



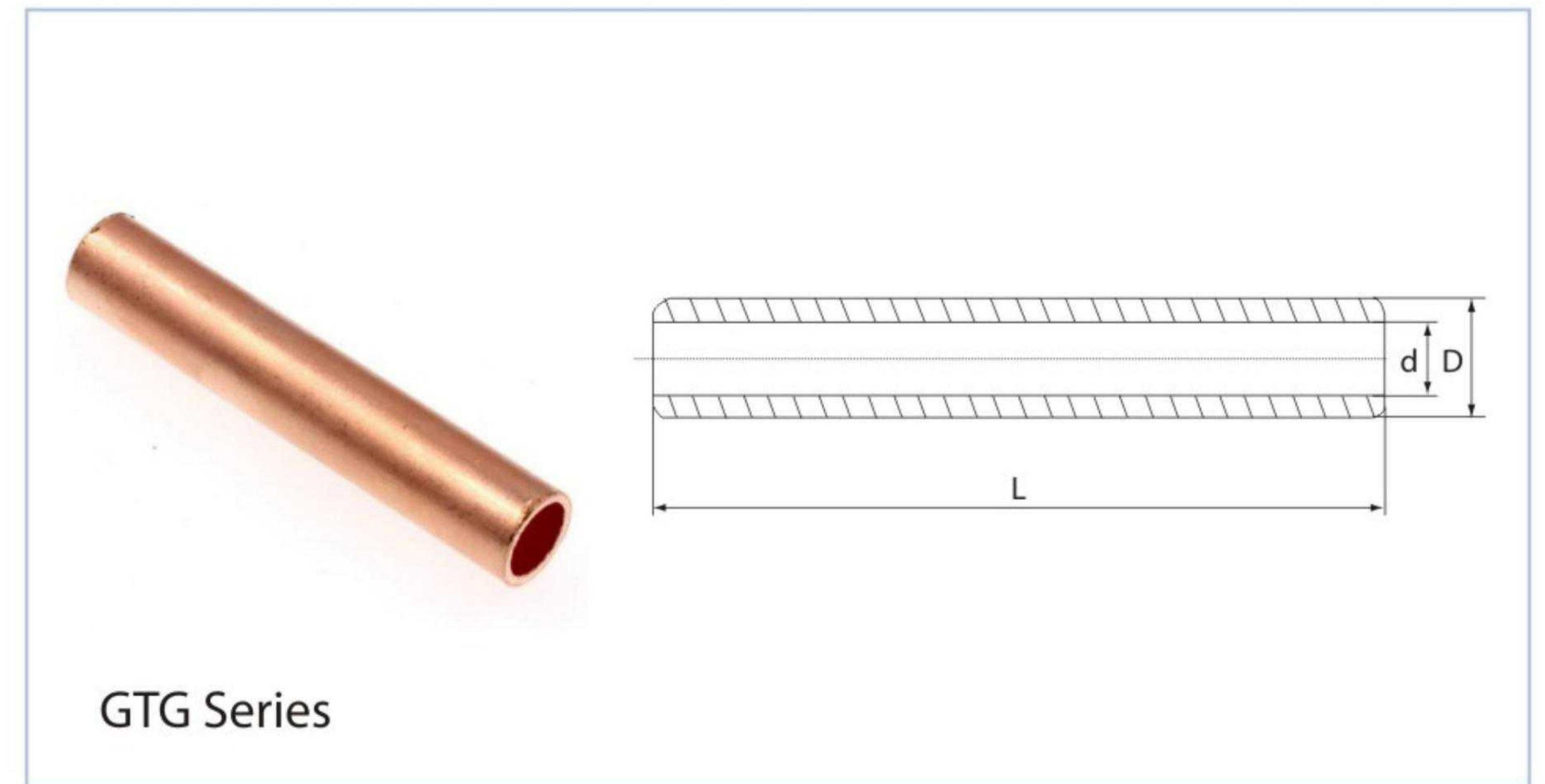
DGT Series

Item No.	Dimensions(mm)		
	D	d	L
DGT-10	6.0	4.5	30
DGT-16	8.5	5.5	50
DGT-25	10.0	7.0	50
DGT-35	12.5	8.2	50
DGT-50	14.5	10.0	56
DGT-70	16.5	11.5	56
DGT-95	19.0	13.5	70
DGT-120	21.0	15.5	70
DGT-150	23.5	17.0	85
DGT-185	25.5	19.0	85
DGT-240	29.0	21.5	90

Copper Connector GTG Series

Solid centre barrier.

- Material: Cu≥99.9%.
- Surface: Electro tin plated.

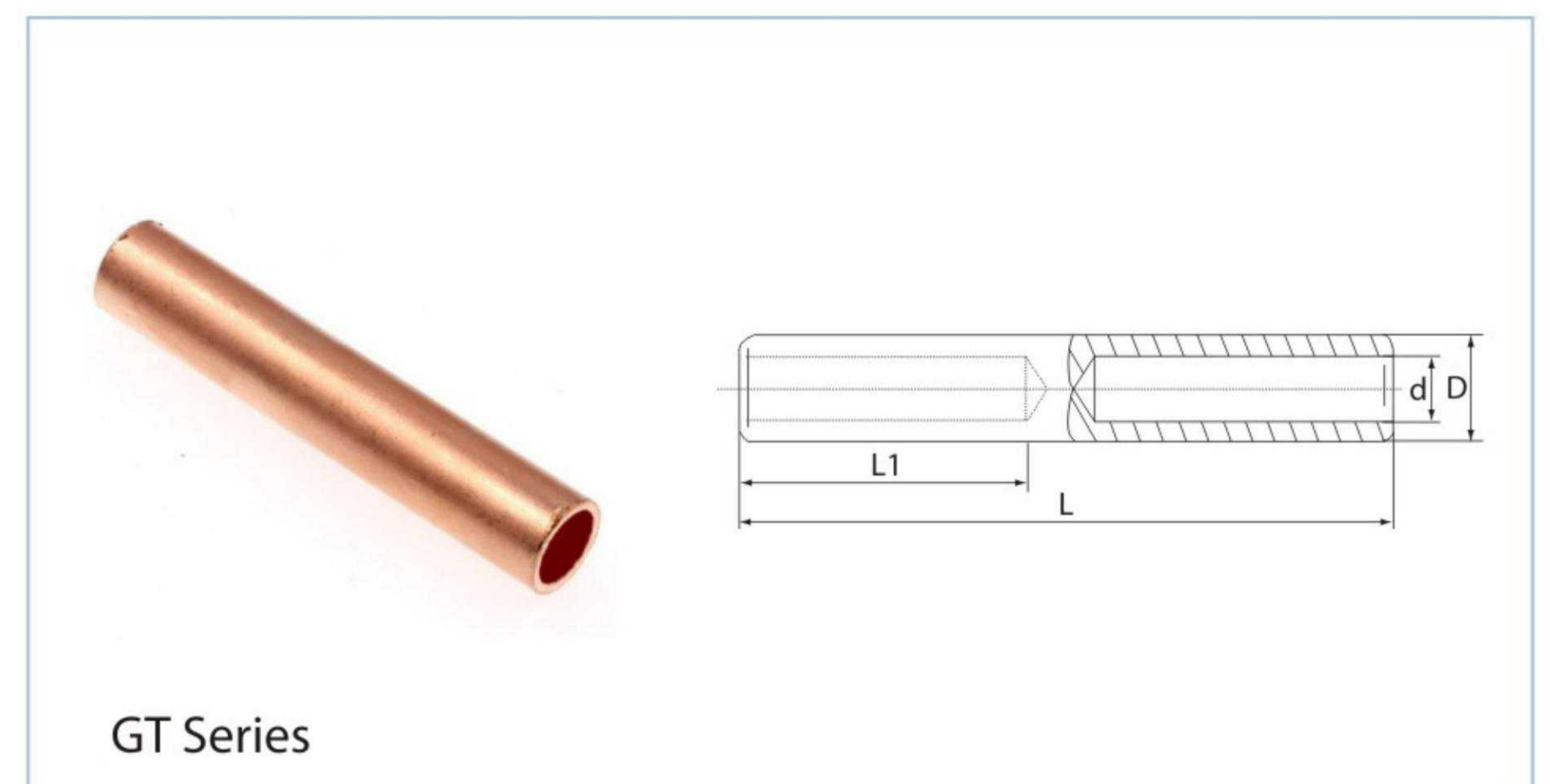


Item No.	Dimensions(mm)		
	D	d	L
GT-G-16	9	7.0	56
GT-G-25	10	8.0	60
GT-G-35	11	9.0	64
GT-G-50	13	9.7	72
GT-G-70	16	11.5	78
GT-G-95	18	13.5	85
GT-G-120	20	16.0	90
GT-G-150	22	18.0	101
GT-G-185	24	19.0	107
GT-G-240	26	21.0	119
GT-G-300	30	24.0	127
GT-G-400	34	26.5	135

Copper Connector GT Series

Impermeable centre barrier to oil or moisture.

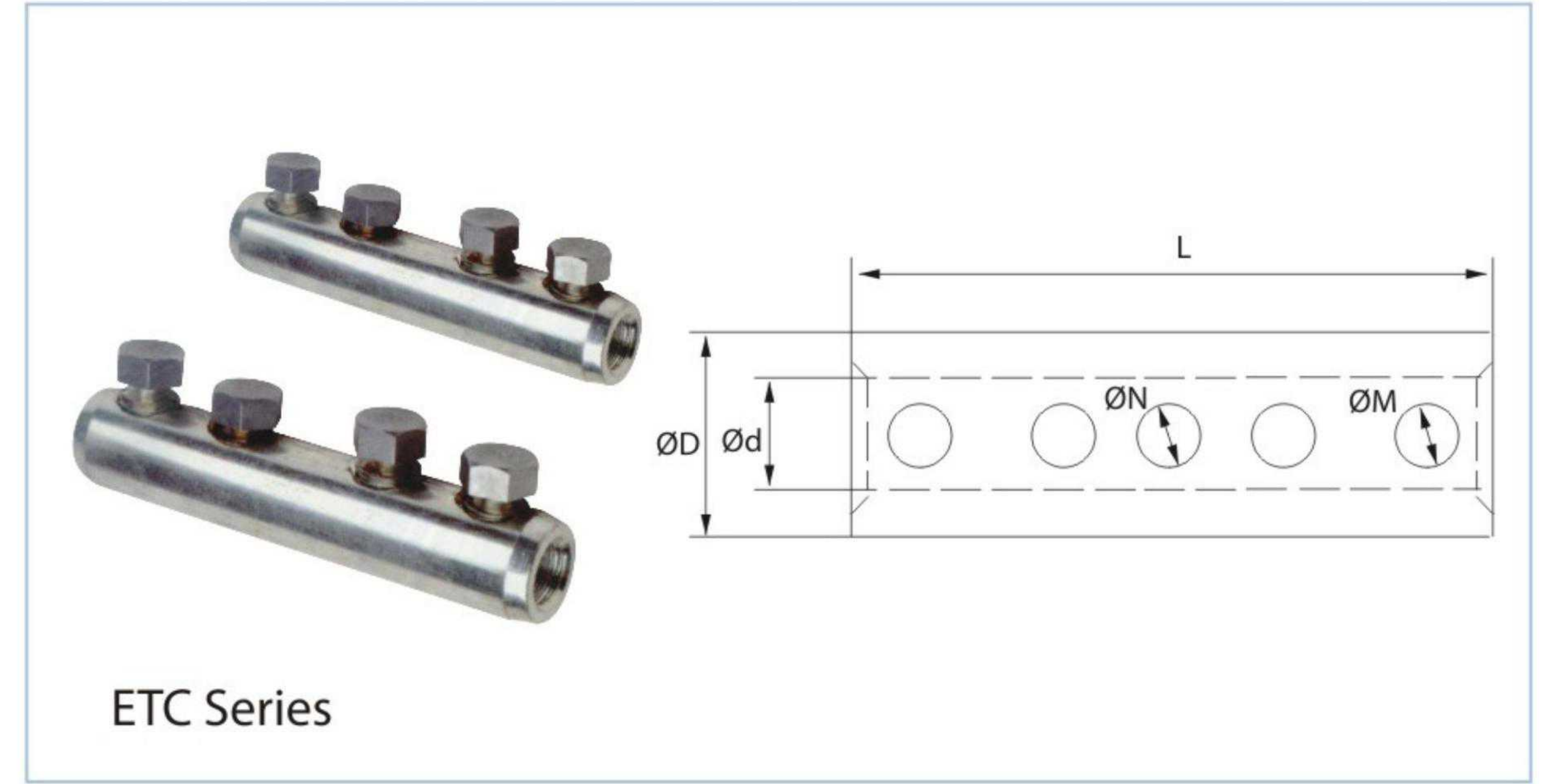
- Material: Cu≥99.9%.
- Surface: Electro tin plated.



Item No.	Cable spec (mm ²)	Dimensions(mm)			
		d	D	L1	L
GT16	16	10	6.0	30	65
GT25	25	11	7.0	32	70
GT35	35	12	8.5	34	75
GT50	50	14	9.5	35	80
GT70	70	16	11.5	42	90
GT95	95	18	13.5	43	95
GT120	120	20	15.0	47	100
GT150	150	22	16.5	49	105
GT185	185	25	19.0	50	110
GT240	240	27	21.0	55	120
GT300	300	32	23.0	60	130
GT400	400	34	27.0	65	140
GT500	500	38	29.0	70	155

Bolted Copper Connector ETC Series

- Material: Cu≥99.9%.
- Surface: Nickel plated.



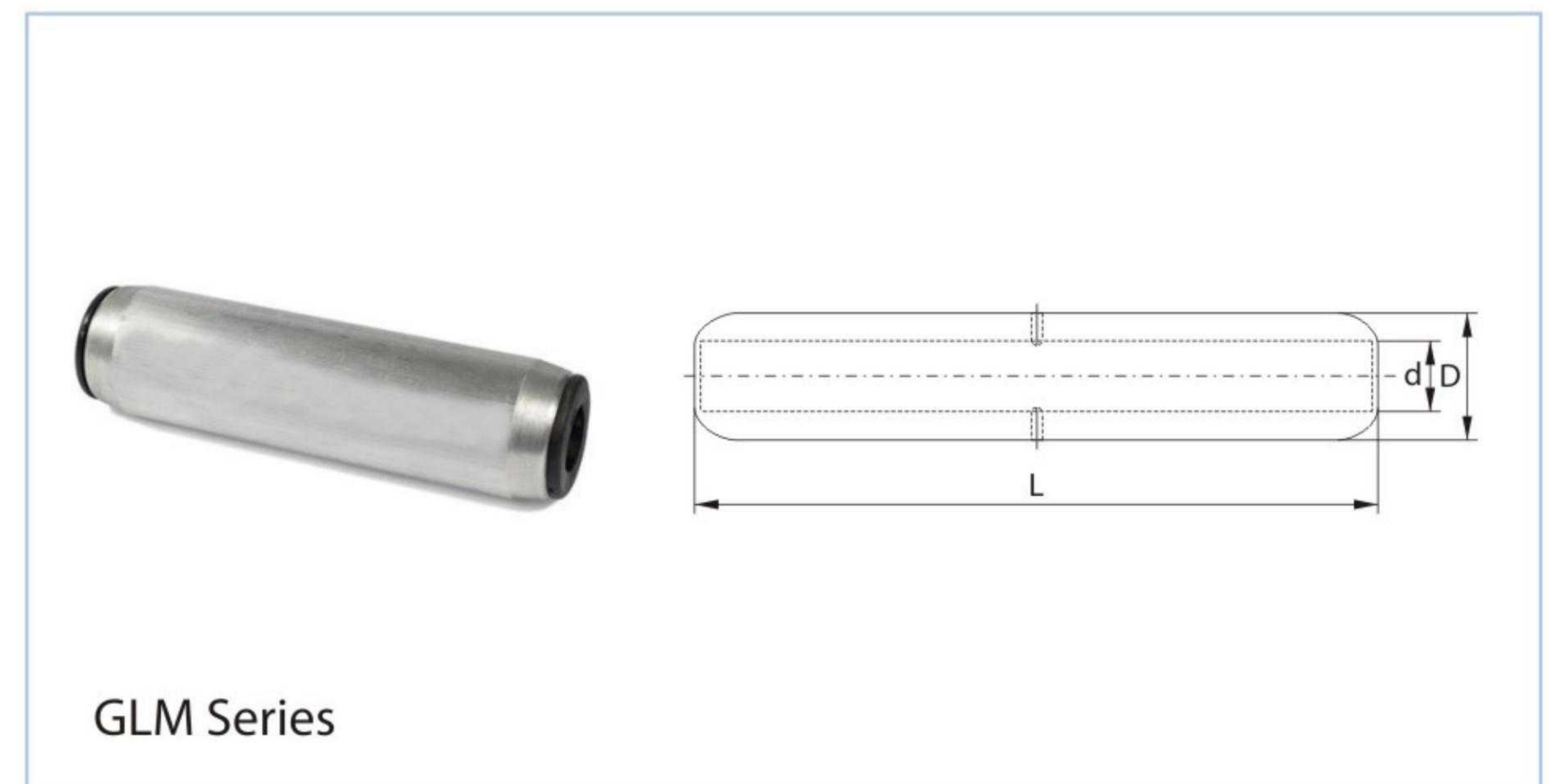
ETC Series

Item No.	L	φ D	φ d	φ N	φ M
ETC-10/16	45	10.0	5.5	3.3	4
ETC-16/25	45	12.0	7.0	4.2	5
ETC-25/35	45	13.0	8.5	5.2	6
ETC-35/50	50	15.5	10.0	4.4	8
ETC-50/70	55	17.0	11.8	5.4	8
ETC-70/95	55	20.0	13.6	5.4	8

Aluminium Connector GLM Series

Clear markings on barrel to indicate correct crimping location.

- Material: AL≥99.5%.

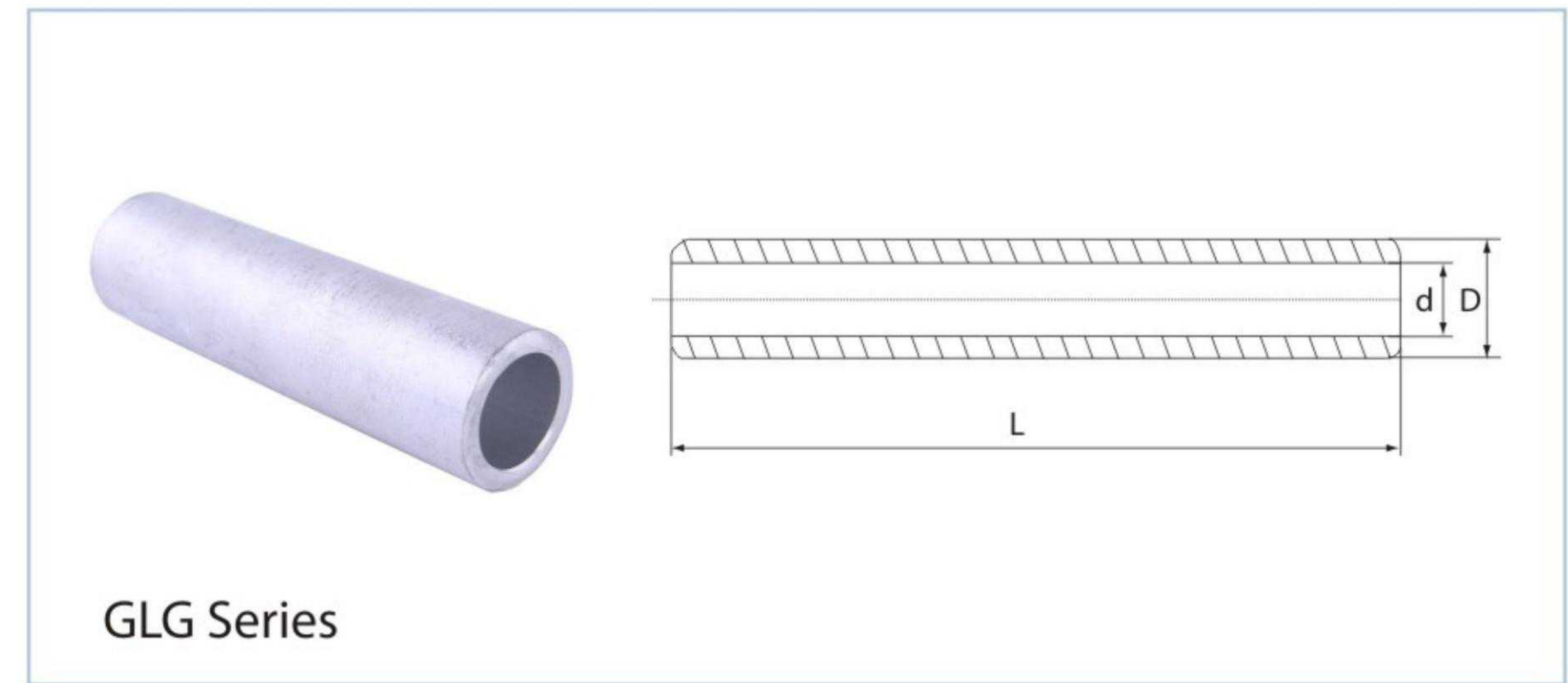


GLM Series

Item No.	Cable spec (mm ²)	Dimensions(mm)		
		L	d	D
GLM-16	16	90.5	5.6	16
GLM-25	25	90.5	6.5	16
GLM-35	35	90.5	8.0	16
GLM-50	50	106.5	9.0	20
GLM-70	70	106.5	11.0	20
GLM-95	95	106.5	12.5	20
GLM-120	120	133.0	13.7	25
GLM-150	150	133.0	15.5	25
GLM-185	185	143.5	17.0	32
GLM-240	240	143.5	19.5	32
GLM-300	300	218.0	23.3	40
GLM-400	400	218.0	26.0	40
GLM-500	500	218.5	29.1	47
GLM-630	630	218.5	32.5	47

Aluminium Connector GLG Series

- Material: AL≥99.5%.
- Surface: Bright.

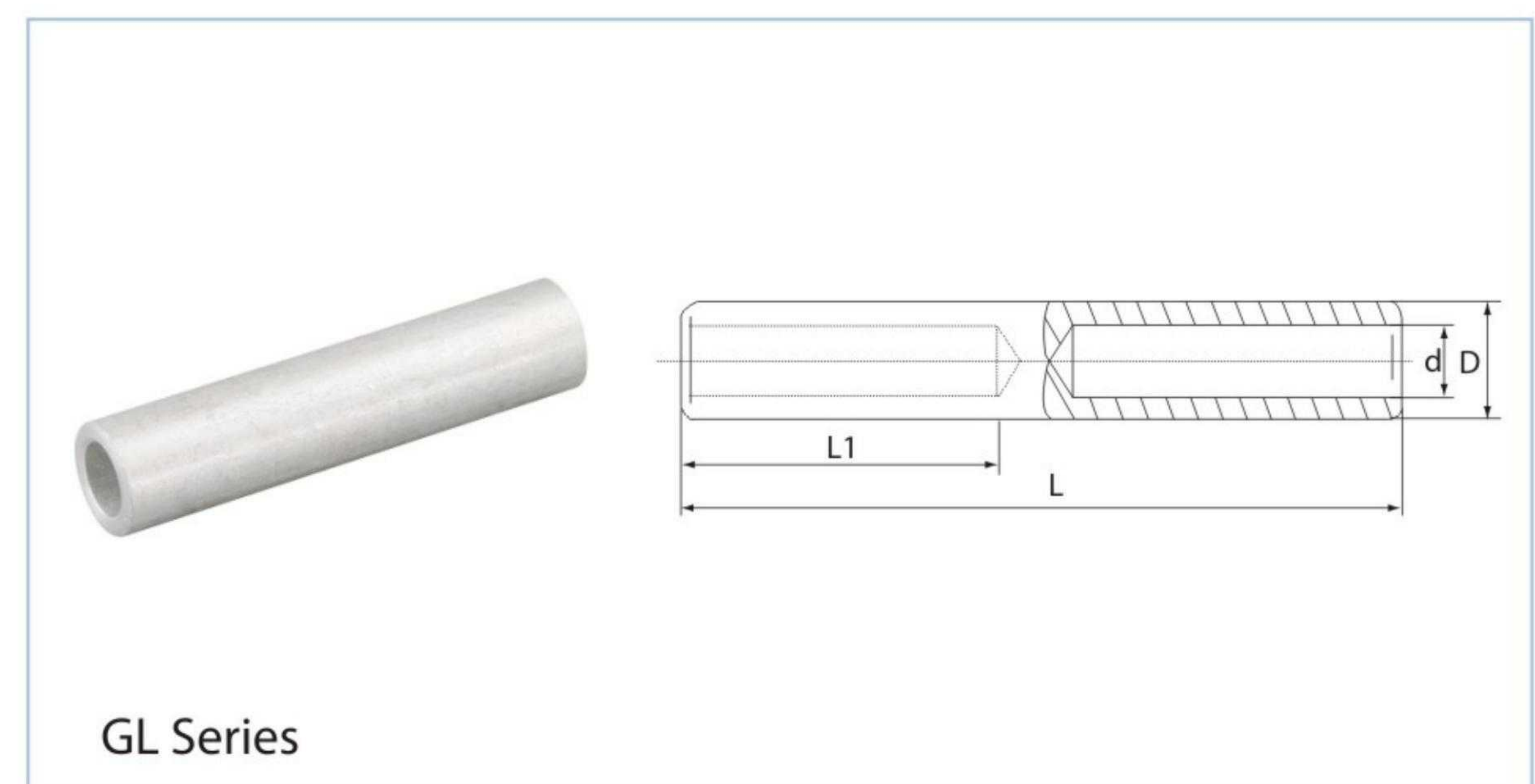


Item No.	Cable spec (mm ²)	Dimensions(mm)		
		d	D	L
GLG16	16	11	6.0	65
GLG25	25	12	7.0	70
GLG35	35	14	8.5	75
GLG50	50	16	9.5	80
GLG70	70	18	11.5	90
GLG95	95	21	13.5	95
GLG120	120	23	15.1	100
GLG150	150	25	16.5	105
GLG185	185	27	18.5	110
GLG240	240	30	21.0	120
GLG300	300	34	23.0	130
GLG400	400	38	27.0	140

Aluminium Connector(Oil-Plugging) GL Series

Impermeable centre barrier to oil or moisture.

- Material: AL≥99.5%.
- Surface: Bright

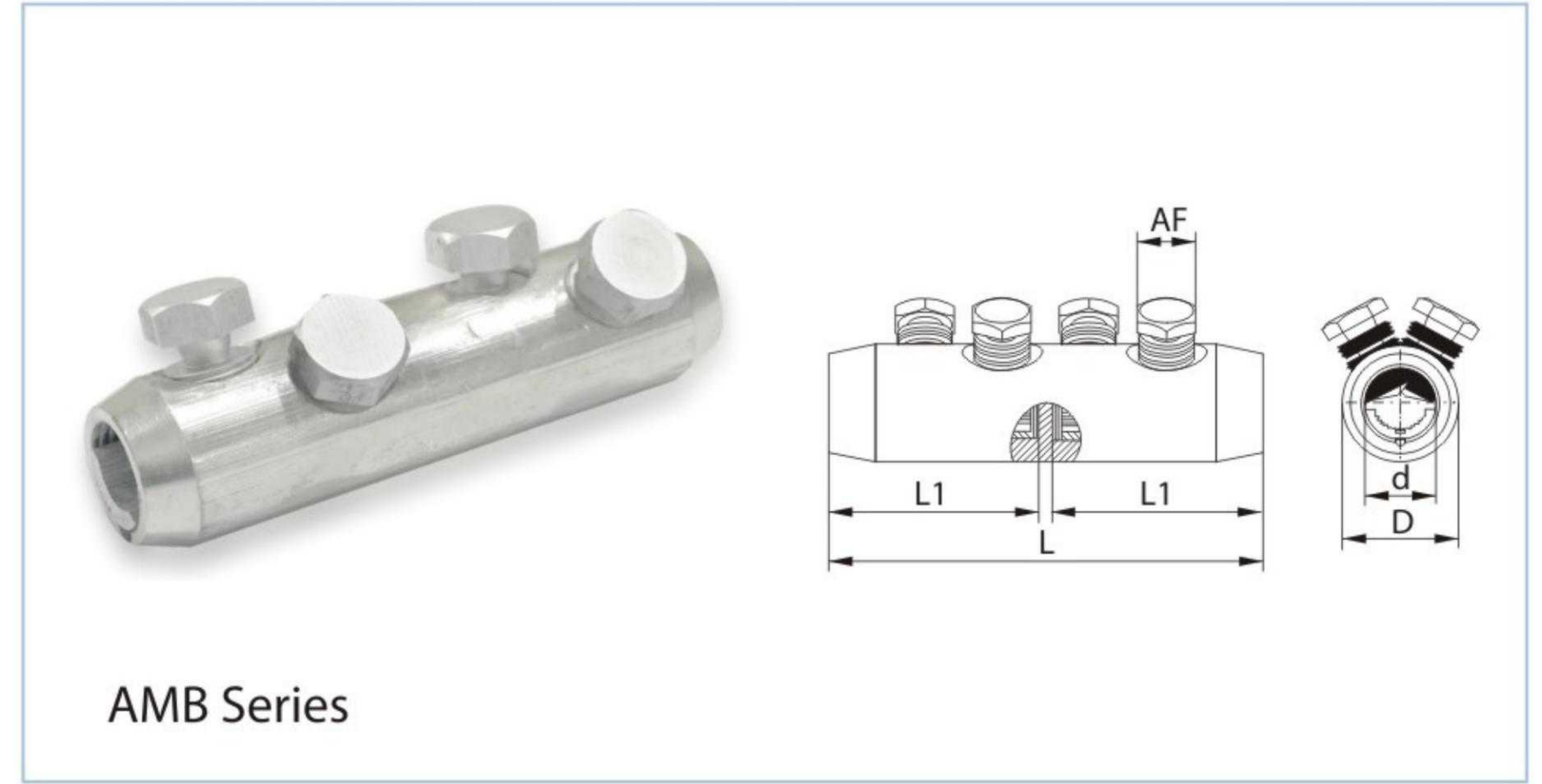


Item No.	Cable spec (mm ²)	Dimensions(mm)			
		d	D	L1	L
GL16	16	10	6.0	30	70
GL25	25	12	7.0	32	75
GL35	35	14	8.5	34	85
GL50	50	16	10.0	35	95
GL70	70	18	11.5	42	105
GL95	95	21	13.5	43	110
GL120	120	23	15.0	47	115
GL150	150	25	16.5	49	120
GL185	185	27	18.5	50	125
GL240	240	30	21.0	55	130
GL300	300	34	23.0	60	140
GL400	400	38	27.0	65	150

Aluminium Connector AMB Series

Mechanical Connector, No needs of crimping tools and the attendant operator skill.

- Only a socket spanner or a wrench is needed.
- Torque controlled sheared off bolts guarantee a good electrical contact.
- Wide application Range.
- The solid palm eliminates the ingress of moisture.
- Prefiled with jointing compound.
- Material: Aluminium Alloy.
- Surface: Electro tin plated.




Item No.	Dimensions(mm)			QTY of stud
	b	l	AF	
AMB-25/95	24	65	13	2
AMB-35/150	28	80	17	2
AMB-95/240	33	125	19	4
AMB-120/300	37	140	22	4
AMB-185/400	42	170	22	6
AMB-500-630	52	170	22	6

Fast Connector

It can be widely used in fast connection of overhead line cables (aluminium strand, steel core aluminium strand, steel core aluminium strand insulated overhead cables, aluminium core crosslinked polyethylene insulated overhead cables).

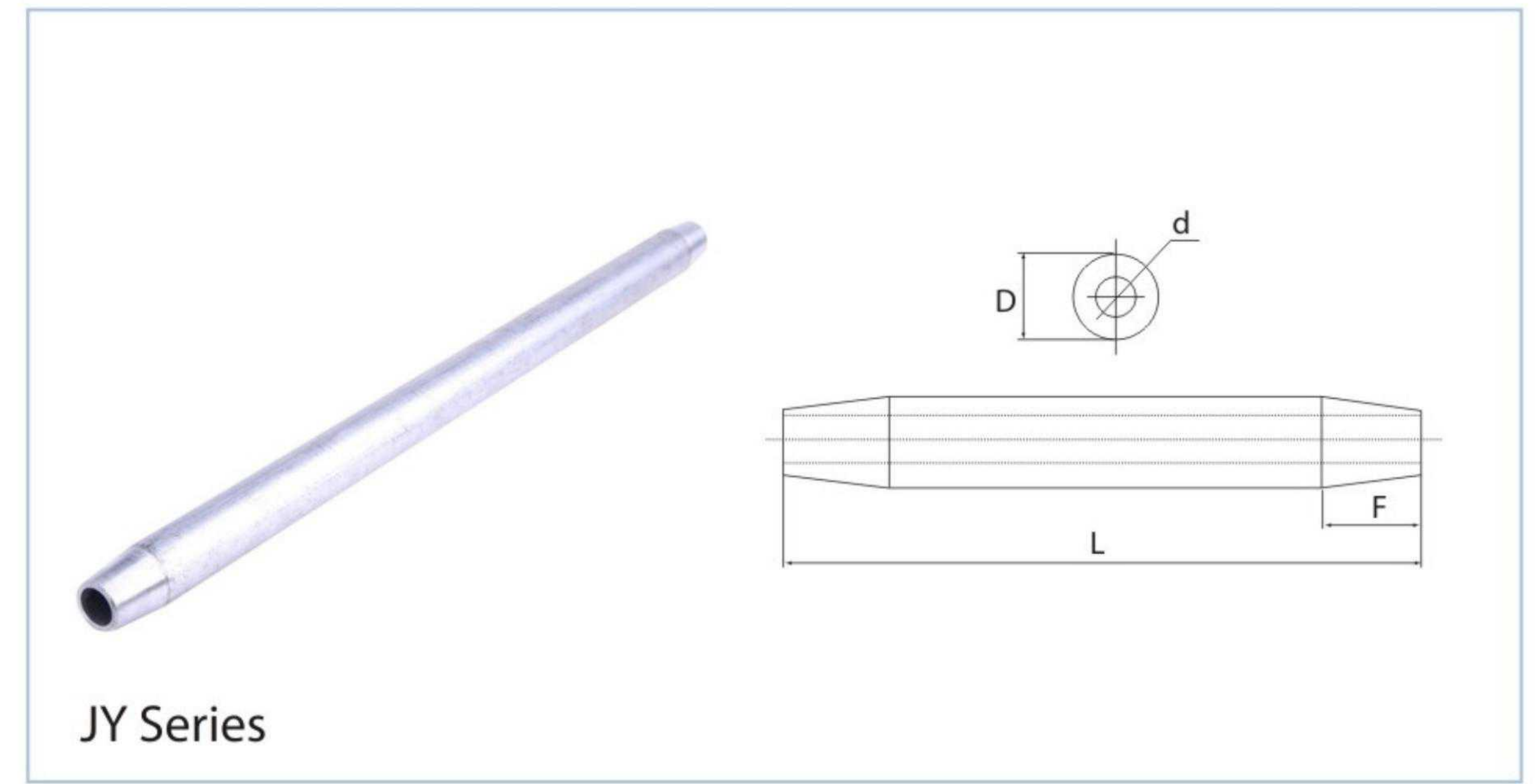
- Slip strength is not less than the 95% of the conductor's U.T.S.
- No special installation tools required.
- ANSI C119.4



Item No.	ACSR	AAAC	AAC	A (mm)	B (mm)	Strand color guide	Messenger Dia. (mm)	Tension Load (KN)
HAS35	JL/G1A-35/6	35	35	350	25	RED/ORGANGE	5.82-8.53	11.79
HAS5070	JL/G1A-50/8; JL/G1A-70/10	70	70	413	33	GREY/YELLOW	9.05-10.80	21.98
HAS7095	JL/G1A-70/40; JL/G1A-95/15; JL/G1A-95/20; JL/G1A-120/7	90/120	90/120	559	44	PINK/BLACK	12.07-14.88	34.55
HAS120150	JL/G1A-120/20; JL/G1A-150/8; JL/G1A-150/25; JL/G1A-150/35	150/185	150/185	559	44	GREEN	14.73-18.39	35.92
HAS185210	JL/G1A-185/25; JL/G1A-185/30; JL/G1A-185/45;	240	240	688	50.8	BLUE	18.39-20.70	44.5
HAS240	JL/G1A-240/30; JL/G1A-240/40;	300	300	820	57.1	VIOLET	20.40-22.40	88
HAS300	JL/G1A-300/40; JL/G1A-300/50;	/	/	879	63	WHITE	22.50-25.50	

Mid Span Compressed Tension Joint

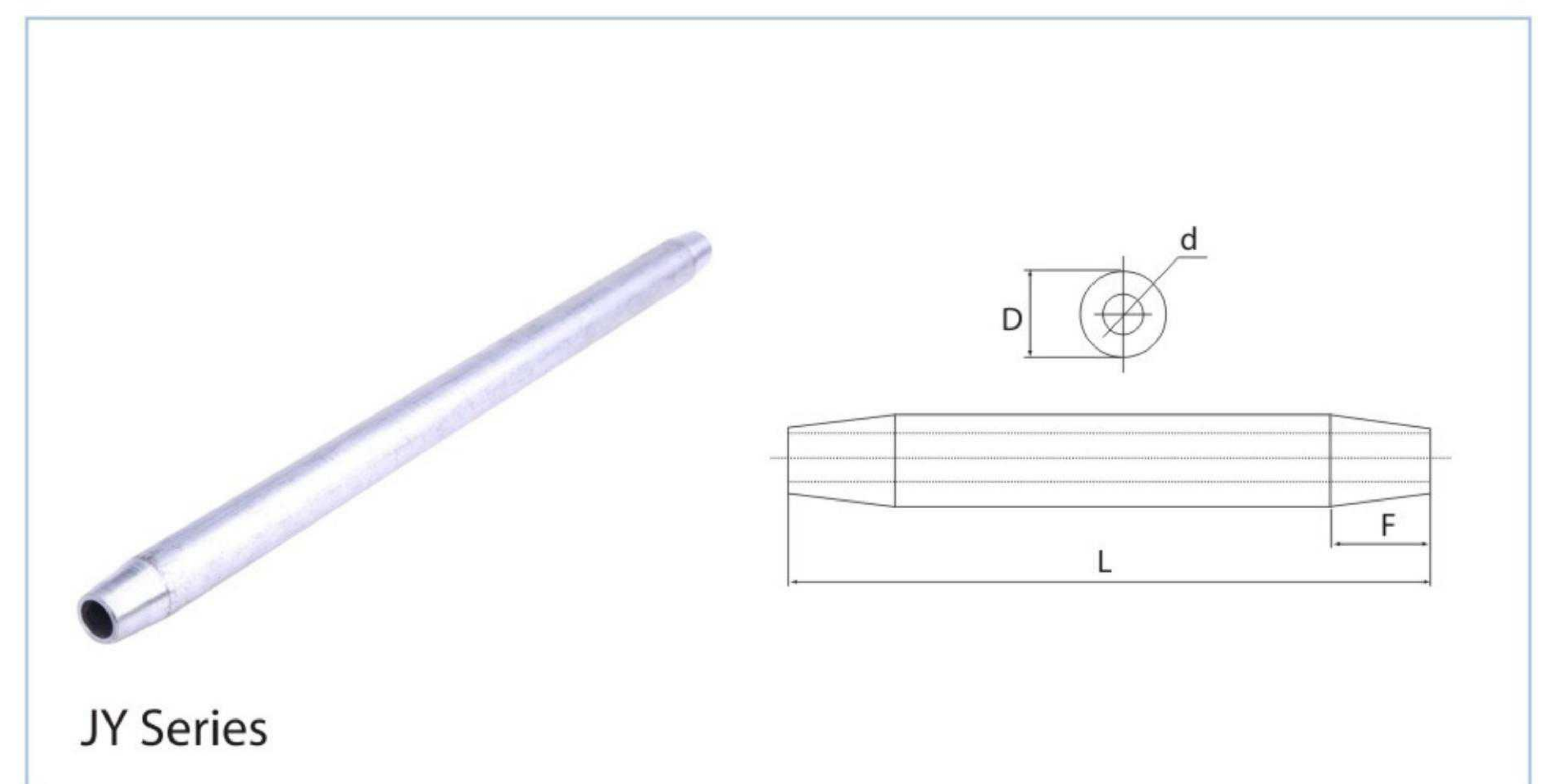
- Material: AL≥99.5%.
- Surface: Bright.



Item No.	Cable spec (mm ²)	Dimensions(mm)				KN	KG
		D	F	d	L		
JY150L	LJ150	30	20	17.0	280	22	0.4
JY185L	LJ185	32	20	19.0	310	27	0.5
JY210L	LJ210	34	20	20.0	330	31	0.6
JY240L	LJ240	36	20	21.5	350	34	0.7
JY300L	LJ300	40	25	24.0	390	45	1.0
JY400L	LJ400	45	25	27.5	450	58	1.2
JY500L	LJ500	52	30	30.5	310	71	2.0
JY630L	LJ630	60	35	34.5	370	87	3.0
JY800L	LJ800	65	40	38.5	650	110	3.8

Splicing Sleeve

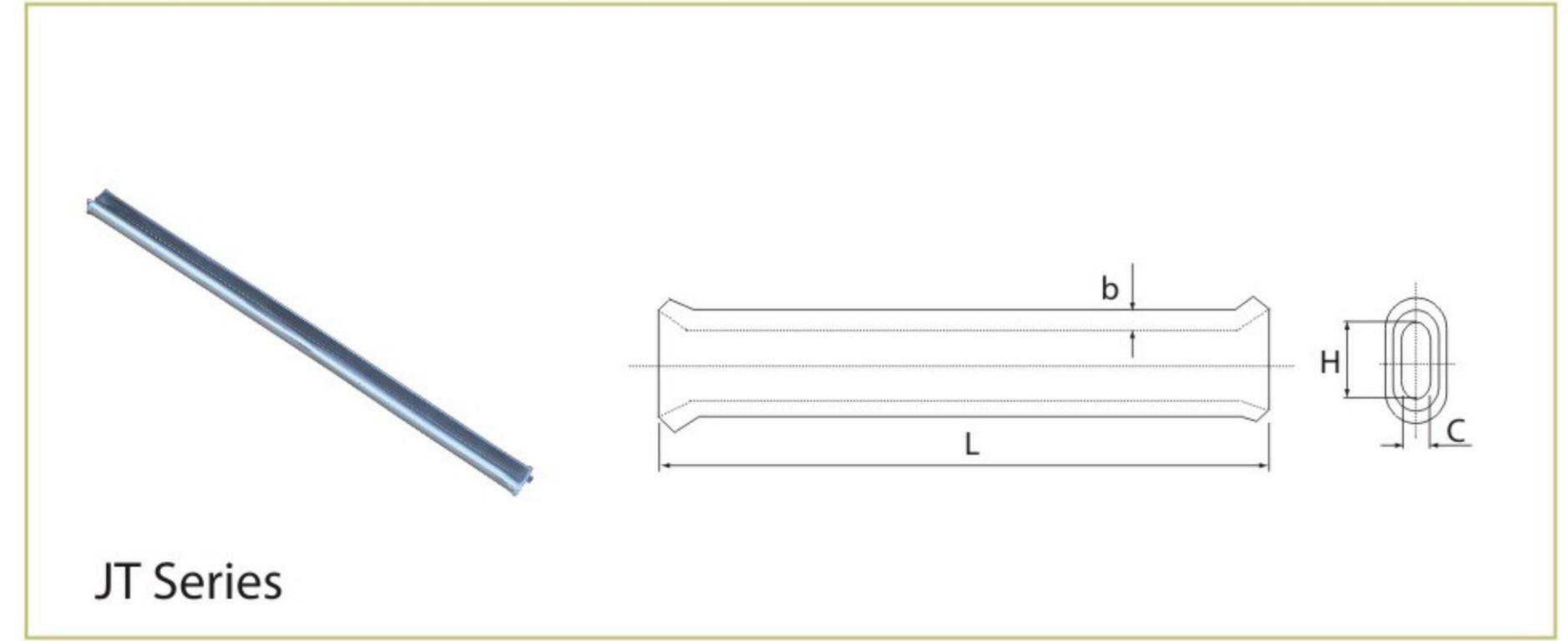
- Material: AL≥99.5%.
- Surface: Bright.



Item No.	Cable spec (mm ²)	Dimensions(mm)				KN	KG
		D1	D2	F	L		
JY35LY	JKLYJ35	20	7.6	15	130	4.9	0.10
JY50LY	JKLYJ50	20	9.0	15	140	6.7	0.10
JY70LY	JKLYJ70	33	11.0	15	170	9.8	0.13
JY95LY	JKLYJ95	24	12.5	15	190	13.0	0.17
JY120LY	JKLYJ120	26	14.0	15	210	16.5	0.22
JY150LY	JKLYJ150	28	15.0	20	240	20.0	0.28
JY185LY	JKLYJ185	32	17.0	20	260	25.4	0.40
JY240LY	JKLYJ240	34	19.5	20	290	33.0	0.50

Splicing Sleeve

- Material: AL≥99.5%.
- Surface: Bright.

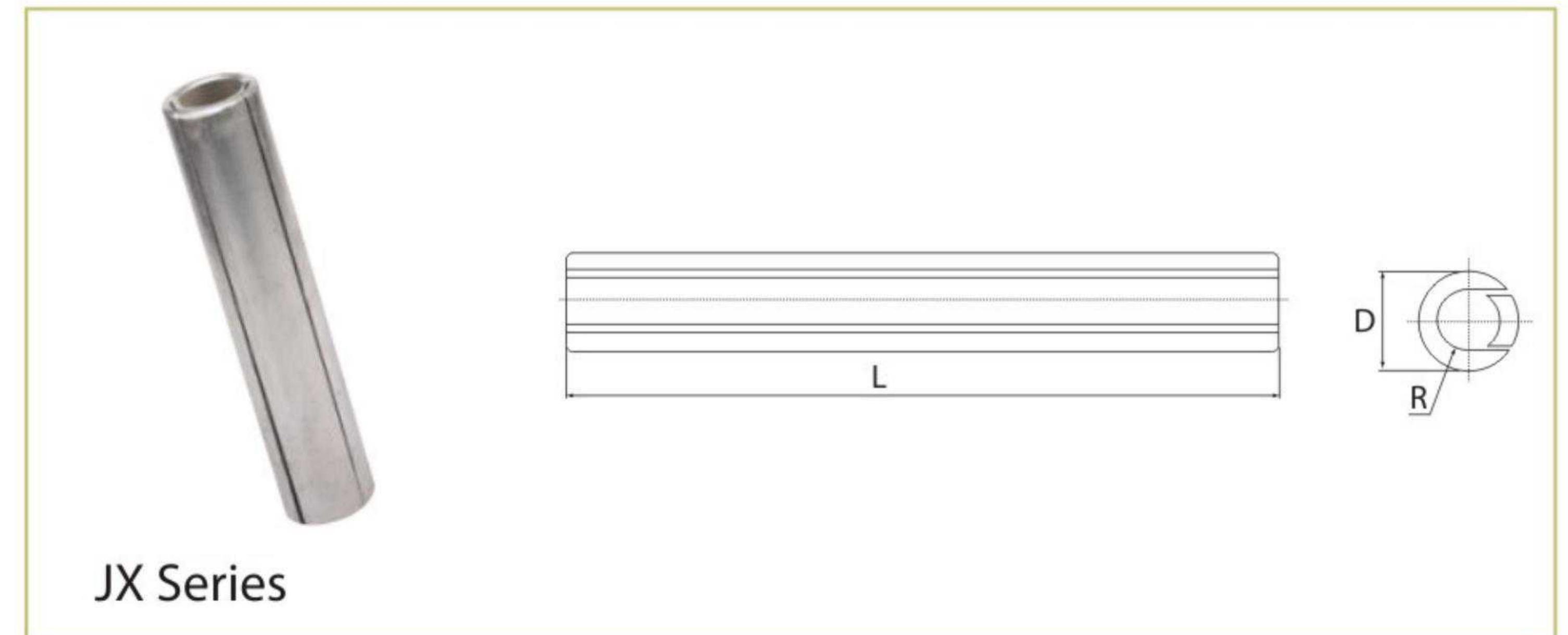


JT Series

Item No.	Conductor		Dimensions(mm)				KN	KG
	Type	(mm)	b	H	C	L		
JT16L	LJ16	5.10	1.7	12.0	6.0	110	2.7	0.02
JT25L	LJ25	6.45	1.7	14.4	7.2	120	4.1	0.03
JT35L	LJ35	7.50	1.7	17.0	8.5	140	5.5	0.04
JT50L	LJ50	9.00	1.7	20.0	10.0	190	7.5	0.05
JT70L	LJ70	10.80	1.7	23.7	11.7	210	10.4	0.07
JT95L	LJ95	12.45	1.7	26.8	13.4	280	13.7	0.10
JT120L	LJ120	14.00	2.0	30.0	15.0	300	18.4	0.15
JT150L	LJ150	15.75	2.0	34.0	17.0	320	22.0	0.16
JT185L	LJ185	17.50	2.0	38.0	19.0	340	27.0	0.20

Repair Sleeve

- Material: AL≥99.5%.
- Surface: Bright.
- Application: Repair damaged and unbroken aluminum conductor.



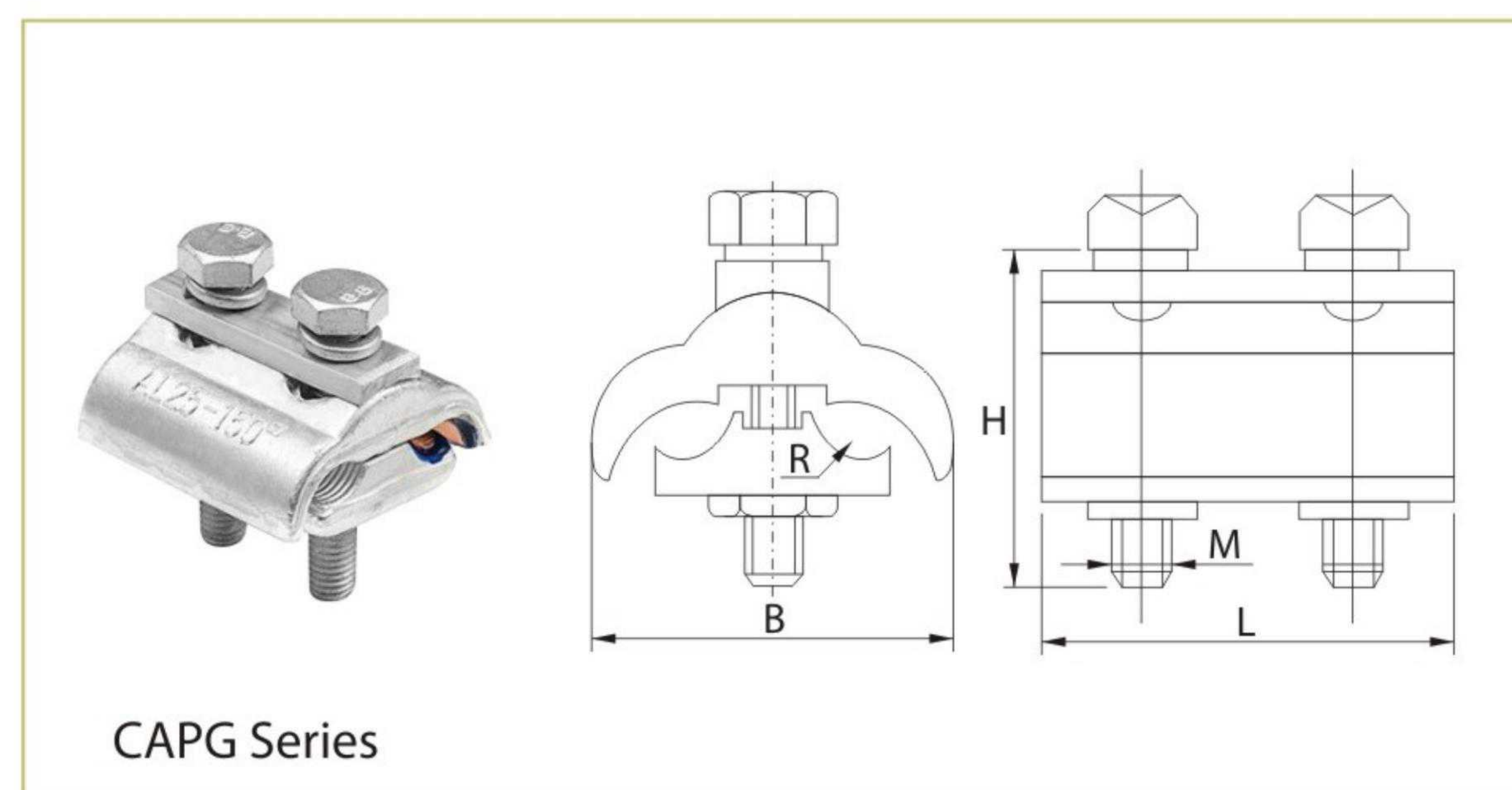
JX Series

Item No.	Conductor	Dimensions(mm)			KG
		D	L	R	
JX95/55	95/55	32	150	9.0	0.25
JX185/10	185/10	32	150	10.0	0.20
JX185	185/25,185/30,185/45,210/10	32	150	10.5	0.20
JX210	210/25,210/35	34	200	11.0	0.29
JX240	240/30,240/40,210/50	36	200	11.5	0.33
JX240/55	240/55	36	200	12.0	0.31
JX300/15	300/15	40	250	12.5	0.52
JX300	300/20,300/25,300/40,300/50	40	250	13.0	0.51
JX300/70	300/70	42	250	13.5	0.55
JX400	400/20,400/35,400/50	45	300	14.5	0.75
JX400/50	400/50	48	300	15.0	0.90
JX400/65	400/65	48	300	15.0	0.90
JX400/95	400/95	48	300	15.5	0.85
JX500	500/35,500/45,500/65	52	300	16.0	1.07
JX630	630/45,630/55,630/80	60	350	18.0	1.07
JX800/55	800/55	65	350	20.0	1.90
JX800	800/70,800/100	65	350	20.5	1.90

Bimetallic Parallel Groove Clamp CAPG Series

CAPG series bimetallic parallel groove clamp is designed to connect two parallel bare conductors. Aluminium alloy conductor for main side and copper conductor for tap side.

- Hot compressed Cupal plate ensures good electrical contact and prevents corrosion.
- Cross-grooved clamp channels improve mechanical pullout strength and electrical contact.
- Spring washers maintain pressure even at dilatation caused by temperature changes.



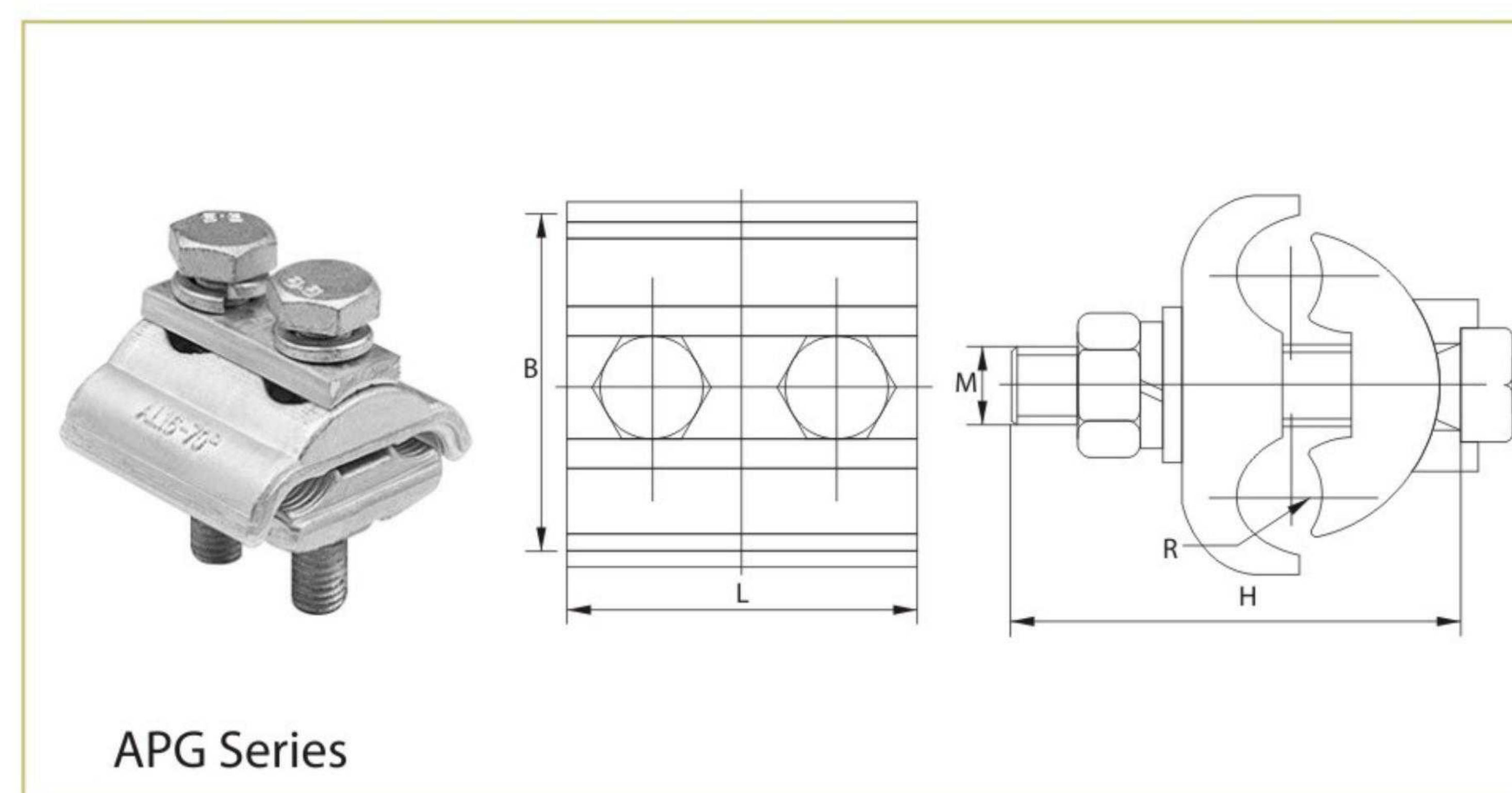
CAPG Series

Item No.	Wire range(mm ²)		Main Dimension(mm)				Bolts Qty.
	CU	AL	L	B	H	M	
CAPG-A1	6-50 mm ²	16-70 mm ²	25	42	40	8	1
CAPG-A2	10-95 mm ²	25-150 mm ²	30	46	50	8	1
CAPG-B1	6-50 mm ²	16-70 mm ²	40	42	45	8	2
CAPG-B2	10-95 mm ²	25-150 mm ²	50	46	50	8	2
CAPG-B3	16-185 mm ²	35-240 mm ²	62	58	60	10	2
CAPG-C1	6-50 mm ²	16-70 mm ²	60	42	45	8	3
CAPG-C2	10-95 mm ²	16-150 mm ²	70	46	50	8	3
CAPG-C3	25-185 mm ²	35-240 mm ²	90	58	60	10	3
CAPG-C4	35-240 mm ²	35-300 mm ²	105	65	70	10	3

Aluminum Parallel Groove Clamp APG Series

APG series aluminum parallel groove clamp is designed to connect two parallel bare aluminium conductors.

- Pressure pad ensuring uniform pressure along the clamp.
- Cross-grooved clamp channels of universal clamp type improve mechanical pullout strength and electrical contact.
- Connector bodies are made of corrosion resistant, high strength aluminium alloy.
- Bolts and nuts made of hot dip galvanized steel.



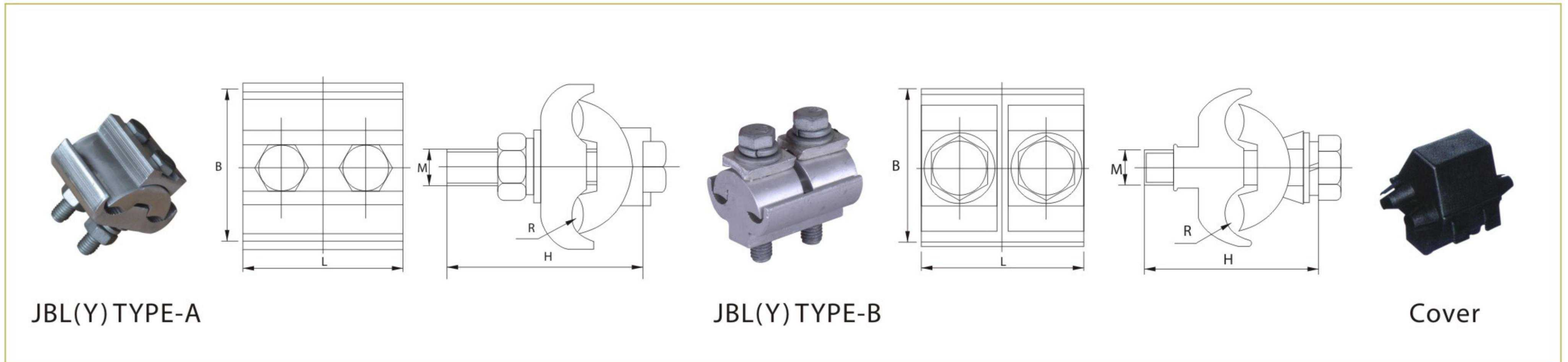
APG Series

Item No.	Wire range(mm ²)	Main Dimension(mm)				Bolts Qty.
	AL	L	B	H	M	
APG-A1	16-70 mm ²	25	42	40	8	1
APG-A2	16-150 mm ²	30	46	50	8	1
APG-B0	6-35 mm ²	30	36	40	6	2
APG-B1	16-70 mm ²	40	42	45	8	2
APG-B2	16-150 mm ²	50	46	50	8	2
APG-B3	25-240 mm ²	63	58	60	10	2
APG-C1	16-70 mm ²	60	42	45	8	2
APG-C2	16-150 mm ²	70	46	50	8	3
APG-C3	25-240 mm ²	90	58	60	10	3
APG-C4	35-300 mm ²	105	65	70	10	3

Aluminum Parallel Groove Clamp JBL(Y) Series

JBL(Y) series aluminum parallel groove clamp is designed to connect two parallel bare aluminium conductors.

PARALLEL GROOVE CLAMP



26

Specializing In line Fittings Industry From 1989

TYPE-A

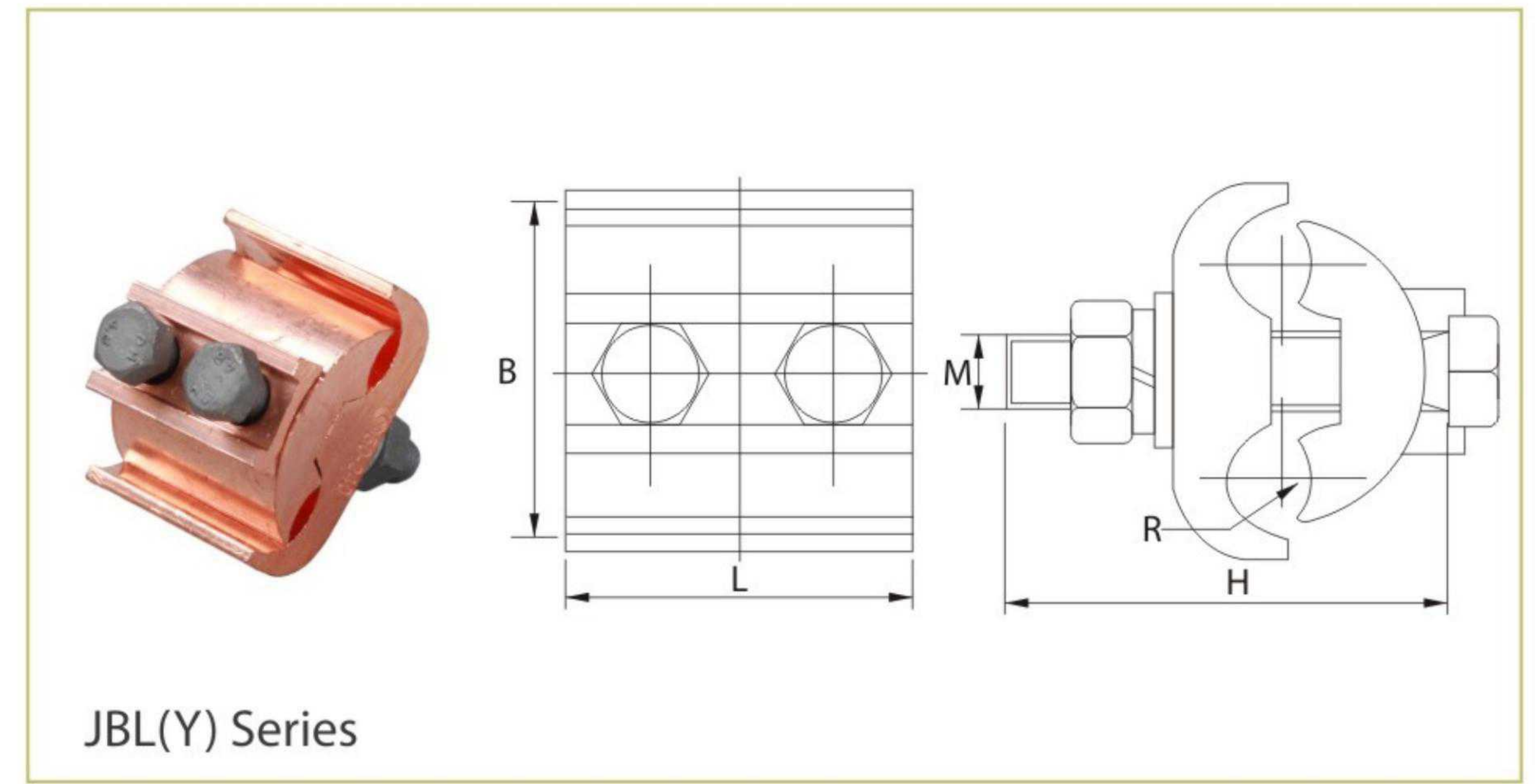
Item No.	Wire range(mm ²)	Main Dimension(mm)					Bolts Qty.
		L	B	H	R	M	
JBL(Y)-16-70	10-70	43	36	45	5	8	2
JBL(Y)-16-120	16-120	46	45	50	7	10	2
	16-120	67	45	50	7	10	3
JBL(Y)-50-240	50-240	47	63	65	10	10	2
	50-240	70	63	65	10	10	3
JBL(Y)-120-300	120-400	70	74	70	12.5	12	2
	120-400	90	74	70	12.5	12	3

TYPE-B

Item No.	Wire range(mm ²)	Main Dimension(mm)					Bolts Qty.
		A	B	H	R	M	
JBL(Y)-16-70	10-70	42	36	45	5	8	2
JBL(Y)-16-120	16-120	45	47	55	7	10	2
	16-120	67	47	55	7	10	3
JBL(Y)-50-240	50-240	45	63	70	10	10	2
	50-240	67	63	70	10	10	3

Copper Parallel Groove Clamp JBT(Y) Series

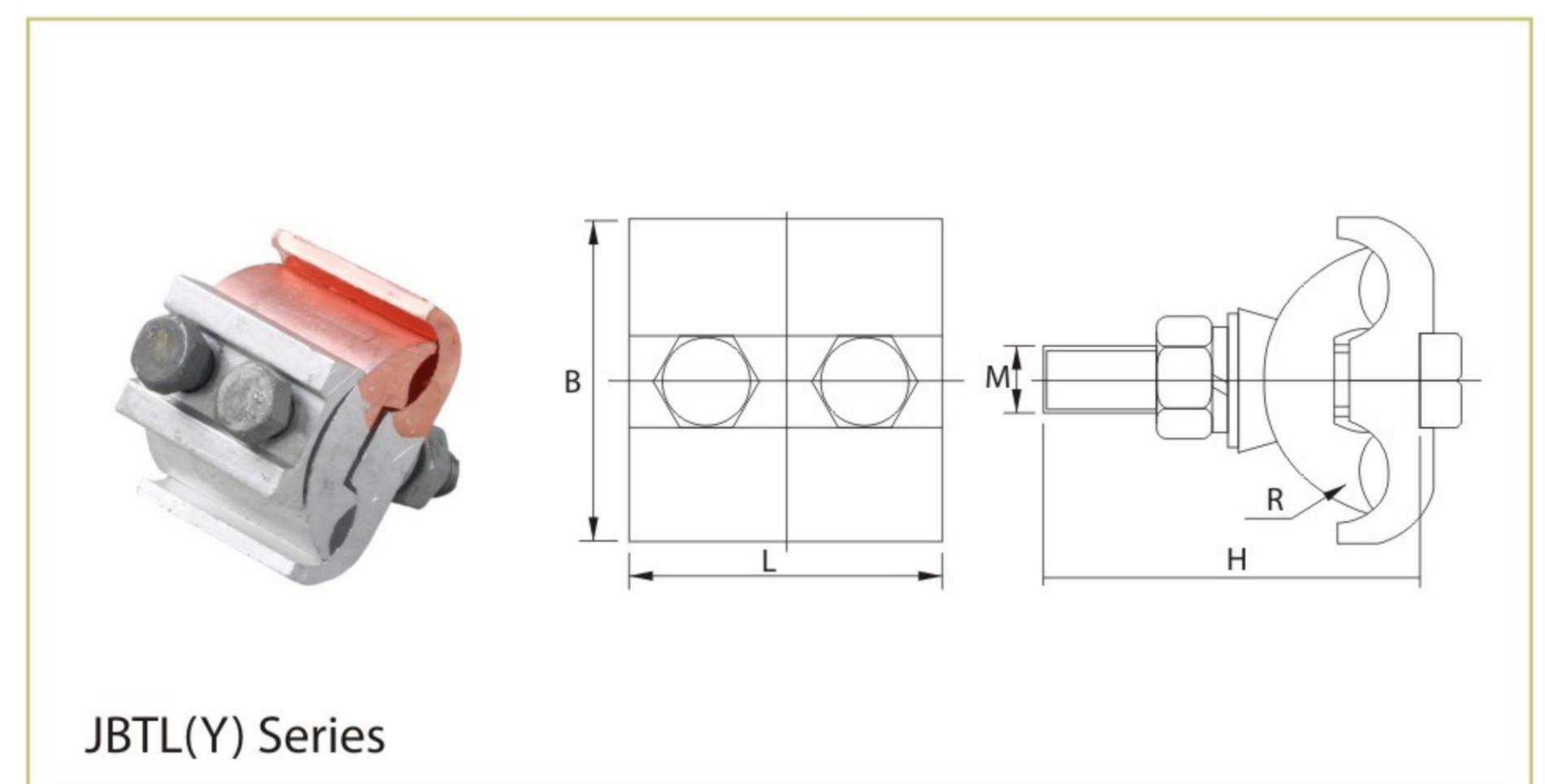
JBT(Y) series copper parallel groove clamp is designed to connect two parallel bare copper conductors.



Item No.	Wire range(mm ²)	Main Dimension(mm)					Bolts Qty.
		A	B	H	R	M	
JBT(Y)-10-70	10-70	40	34	45	5	8	2
	10-70	60	34	45	5	8	3
JBT(Y)-16-120	16-120	45	45	55	7	10	2
	16-120	70	45	55	7	10	3
JBT(Y)-50-240	50-240	45	57	65	10	10	2
	50-240	70	57	65	10	10	3

Bimetallic Parallel Groove Clamp JBTL(Y) Series


JBTL(Y) series bimetallic parallel groove clamp is designed to connect two parallel bare conductors, one side for copper conductor and another side for aluminium conductor.



Item No.	Wire range(mm ²)	Main Dimension(mm)					Bolts Qty.
		A	B	H	R	M	
JBTL(Y)-10-70	10-70	40	36	40	5	8	2
	10-70	60	36	40	5	8	3
JBTL(Y)-16-120	16-120	45	48	55	7	10	2
	16-120 Extended	70	48	55	7	10	2
	16-120	70	48	55	7	10	3
JBTL(Y)-50-240	50-240	45	60	70	10	10	2
	50-240 Extended	70	60	70	10	10	2
	50-240	70	60	70	10	10	3
JBTL(Y)-185-400	185-400	90	75	75	13.5	12	3

Bimetallic Parallel Groove Clamp YJBTL Series

YJBTL series bimetallic parallel groove clamp is designed to connect two parallel bare conductors, one side for copper conductor and another side for aluminium conductor.



YJBTL Series

Item No.	AL Side (mm ²)	CU Side (mm ²)	Bolts Qty.
YJBTL-1A	10-50	1.5-10	1xM8
YJBTL-2A	16-95	2.5-25	1xM8
YJBTL-3A	16-120	6-35	2xM8
YJBTL-4A	50-240	10-95	2xM10
YJBTL-5A	16-70	16-120	2xM10
YJBTL-6A	16-70	16-120	3xM8

U Bolt Aluminum Parallel Groove Clamp JAPG Series

The U bolt aluminium parallel groove clamp has been designed to assist in the quick and effective way for joining overhead lines together.



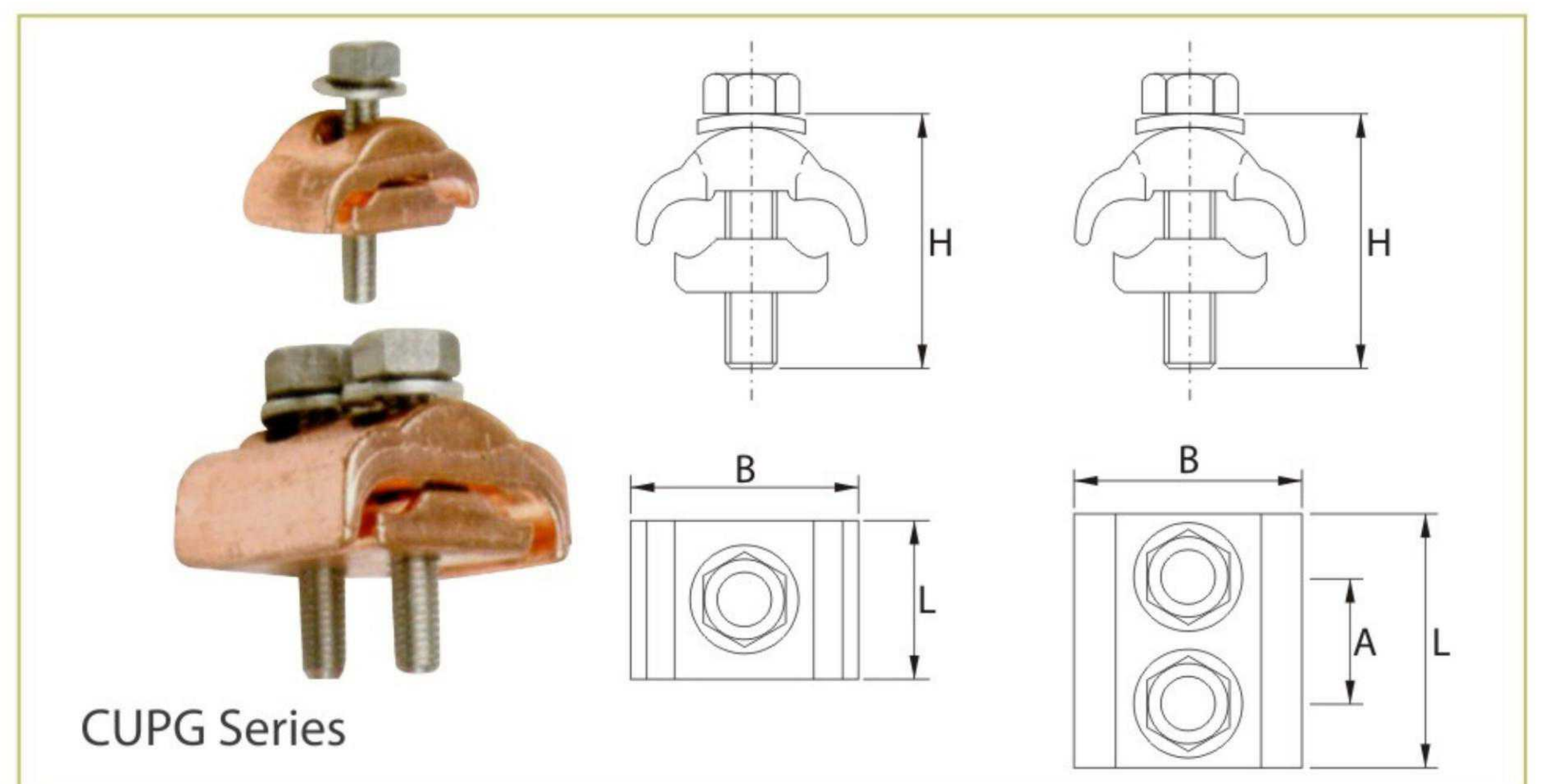
JAPG Series

Item No.	Wire range(mm ²)	Bolts Qty.
JAPG-1	AL25-35 mm ²	Double bolts
JAPG-2	AL50-70 mm ²	Double bolts
JAPG-3	AL95-120 mm ²	Double bolts

Parallel Groove Clamp CUPG Series

CUPG series parallel groove clamps are used for tapping or joining hard drawn or annealed copper conductors.

- The clamps are forged, not extruded, which creates a high strength clamp.
- Slotted holes allow adjustment for varying conductors on each side.
- High strength bolts, and tapped threads in the clamp base allow tightening to high torques with a single spanner.
- Forged design allows "gripping grooves" to be forged into the conductor clamp area, for greater conductivity, and pull strength.



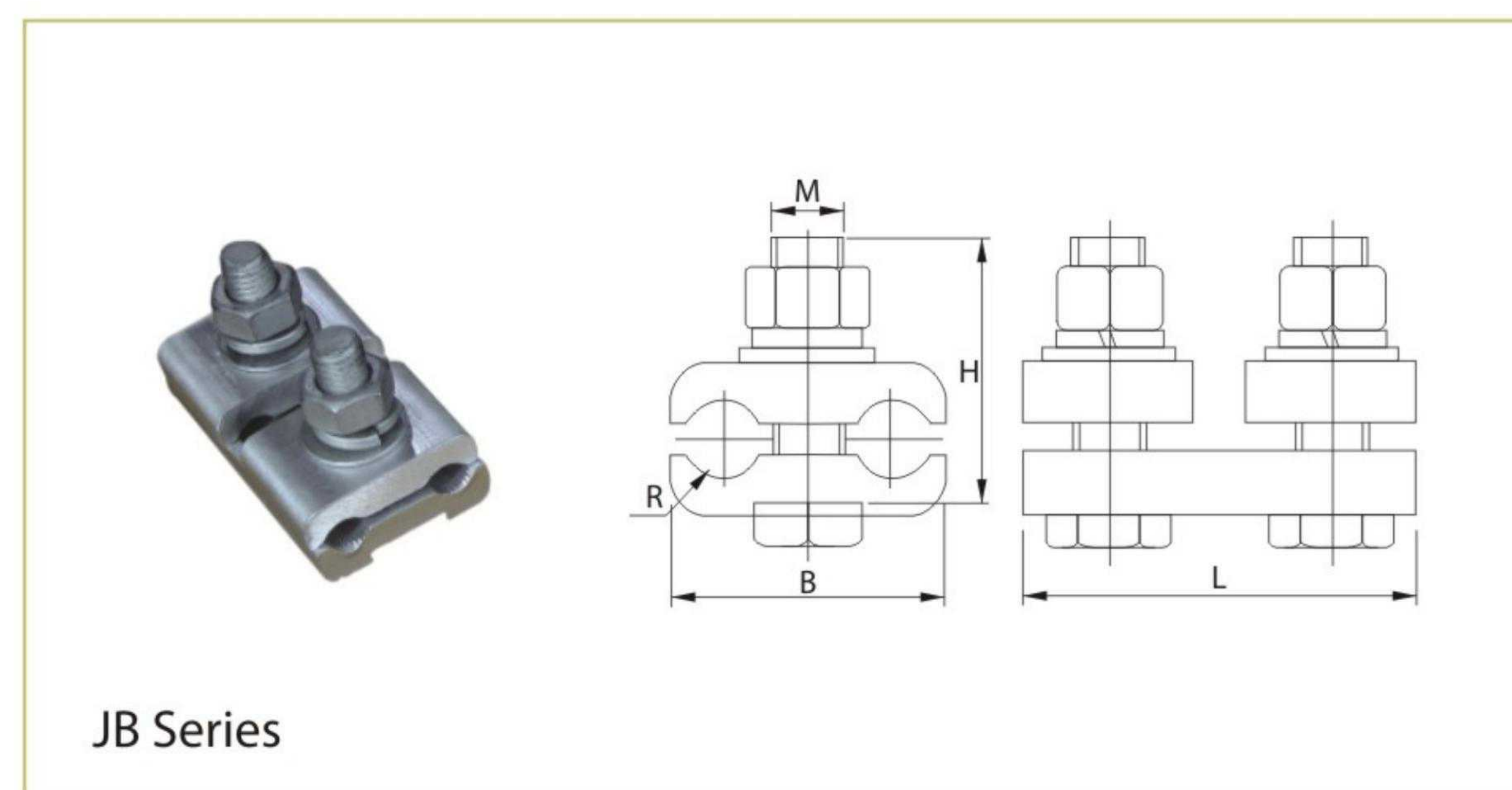
CUPG Series

Item No.	Conductor size (mm ²)	Bolts Dia.	Bolts Dia.			Torque(Nm)
			B	L	H	
CUPG6-70/2	6-70	M8	37	38	29	20
CUPG10-70/1	10-70	2XM8	37	24	29	20
CUPG10-95/2	10-95	2XM10	45	46	36	44
CUPG16-150/2	16-150	2XM10	53	52	40	44

Aluminium Parallel Groove Clamp JB Series

JB series aluminum parallel groove clamp is designed to connect two parallel bare aluminium conductors.

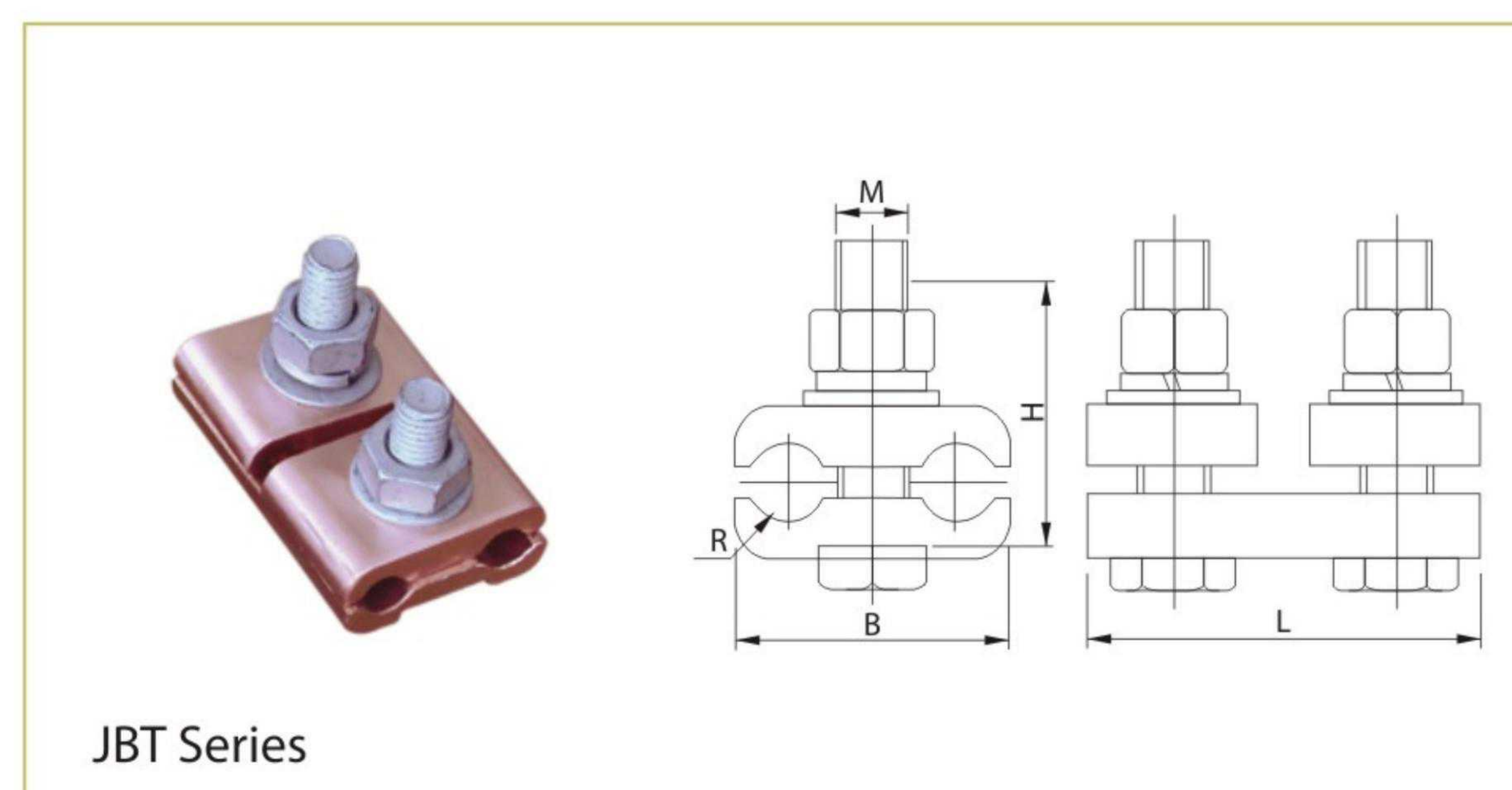
- There are two types.



Item No.	Wire range(mm ²)	Main Dimension(mm)					Bolts Qty.
		L	B	H	R	M	
JB-0	16-25	70	37	40	3.5	10	2
JB-1	35-50	78	44	45	5	12	2
JB-2	70-95	112	52	55	7	12	3
JB-3	120-150	138	62	60	8.5	16	3
JB-4	185-240	142	71	65	11	16	3
JB-5	300-400	215	100	80	15.5	20	4
JB-6	500-630	230	110	90	18.5	20	4

Copper Parallel Groove Clamp JBT Series

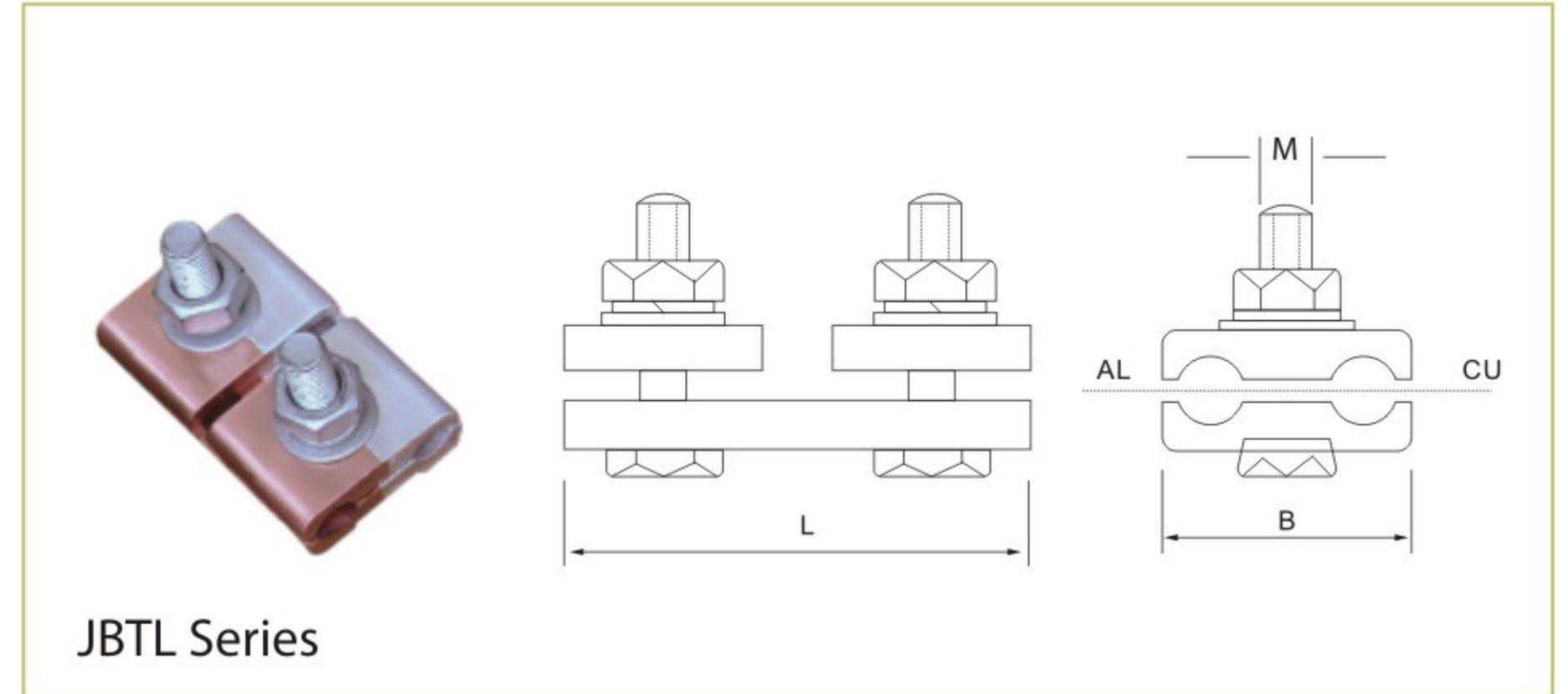
JBT series copper parallel groove clamp is designed to connect two parallel bare copper conductors.



Item No.	Wire range(mm ²)	Main Dimension(mm)					Bolts Qty.
		L	B	H	R	M	
JBT-00	16-25/16-25	50	35	35	3.5	10	2
JBT-10	35-50/16-25	60	40	35	5/3.5	10	2
JBT-11	35-50/35-50	60	40	35	5	10	2
JBT-21	70-95/35-50	98	50	50	7/5	12	2
JBT-22	70-95/70-95	98	50	50	7	12	2
JBT-31	120-150/35-50	108	62	50	8.5/5	12	3
JBT-32	120-150/70-95	108	62	50	8.5/7	12	3
JBT-33	120-150/120-150	108	62	50	8.5	12	3
JBT-41	185-240/35-50	108	65	50	11/5	12	3
JBT-42	185-240/70-95	108	65	50	11/7	12	3
JBT-43	185-240/120-150	108	65	50	11/8.5	12	3
JBT-44	185-240/185-240	108	65	50	11	12	3

Bimetallic Parallel Groove Clamp JBTL Series

JBTL series bimetallic parallel groove clamp is designed to connect two parallel bare conductors, one side for copper conductor and another side for aluminium conductor.



JBTL Series

Item No.	Wire range(mm ²)	For copper wire	Main Dimension(mm)		
			B	L	M
JB-TL-0	16-25	16-25	35	60	M10
JB-TL-10	35-50	35-50	40	70	M12
JB-TL-11	35-50	35-50	40	70	M12
JB-TL-21	70-95	70-95	50	100	M12
JB-TL-22	70-95	70-95	50	100	M12
JB-TL-31	120-150	120-150	63	106	M12
JB-TL-32	120-150	120-150	63	106	M12
JB-TL-33	120-150	120-150	63	106	M12
JB-TL-41	185-240	185-240	65	110	M12
JB-TL-42	185-240	185-240	65	110	M12
JB-TL-43	185-240	185-240	65	110	M12
JB-TL-44	185-240	185-240	65	110	M12

Bolted Brass Parallel Groove Clamp WJCE Series

WJCE Series Bolted Brass Parallel Groove Clamp is designed to connect two parallel bare copper conductors.



WJCE Series

Item No.	Wire range(mm ²)
WJCE 10-50	10-50
WJCE 16-95	16-95

Parallel Groove Clamp With Accessories

This kind of aluminum parallel groove clamp is designed to connect one bare conductor and steel rod.



YJPGZ-1

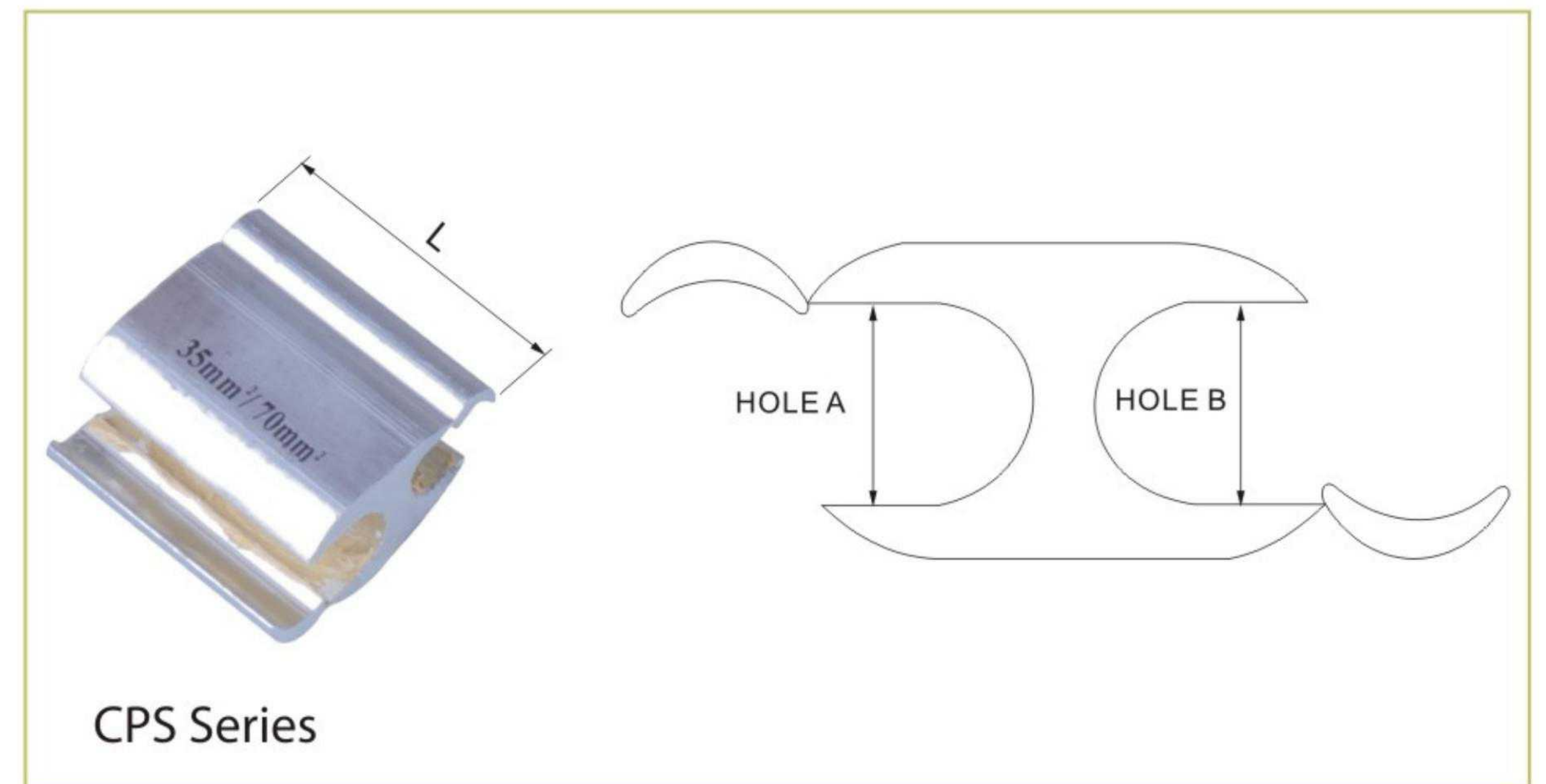
YJPGZ-2

Item No.	Wire range(mm ²)
YJPGZ-1	35-150
YJPGZ-2	35-150

Aluminum Connector Press Type S

For combinations of aluminum-to-aluminum.

- Made of 1350 aluminum alloy for high strength and high conductivity.
- Standard compression tools and dies install all sizes — no special tools needed.

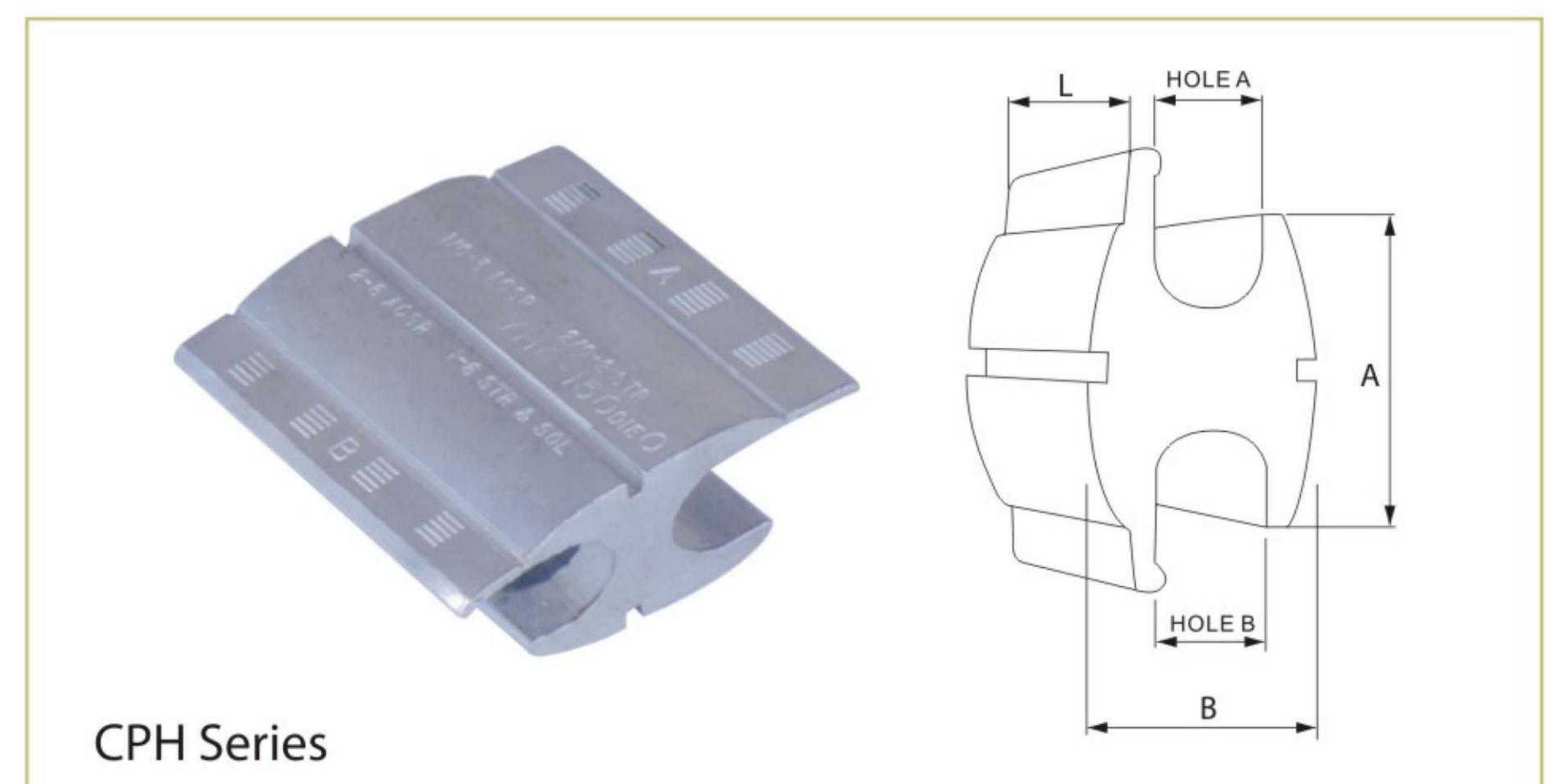


Item No.	Hole A (mm ²)	Hole B (mm ²)	Dimensions (mm)		
			A	B	L
CPS 16-16	10-16	10-16	6.2	6.2	26
CPS 16-35	10-16	25-35	6.2	9	30
CPS 16-70	10-16	35-70	6.2	12	41
CPS 50-70	35-50	35-70	10	12	41
CPS 35-70	25-35	35-70	9	12	41
CPS 70-70	35-70	70-150	12	12	41
CPS 70-150	35-70	70-150	12	17	60
CPS 150-150	70-150	70-150	17	17	60
CPS 240-240	120-240	120-240	21	21	80

Aluminum Connector Press Type H

For combinations of aluminum-to-aluminum.

- Made of 1350 aluminum alloy for high strength and high conductivity.
- Standard compression tools and dies install all sizes — no special tools needed.




Item No.	Hole A (mm ²)	Hole B (mm ²)	Dimensions (mm)		
			A	B	L
CPH 35-35	16-35	16-35	23.8	17.5	38
CPH 35-70	16-35	35-70	26	17.8	46
CPH 70-70	35-70	35-70	30.5	20.6	47
CPH 120-120	70-120	70-120	16.5	22.7	52
CPH 70-150	35-70	70-150	34.5	23	70
CPH 150-150	70-150	70-150	39.5	28.4	70
CPH 70-240	35-70	120-240	42	28	90
CPH 150-240	70-150	120-240	46	32	90
CPH 240-240	120-240	120-240	52	32	90

Aluminum Connector Press Type O

For combinations of aluminum-to-aluminum.

- Made of 1350 aluminum alloy for high strength and high conductivity.
- Standard compression tools and dies install all sizes — no special tools needed.

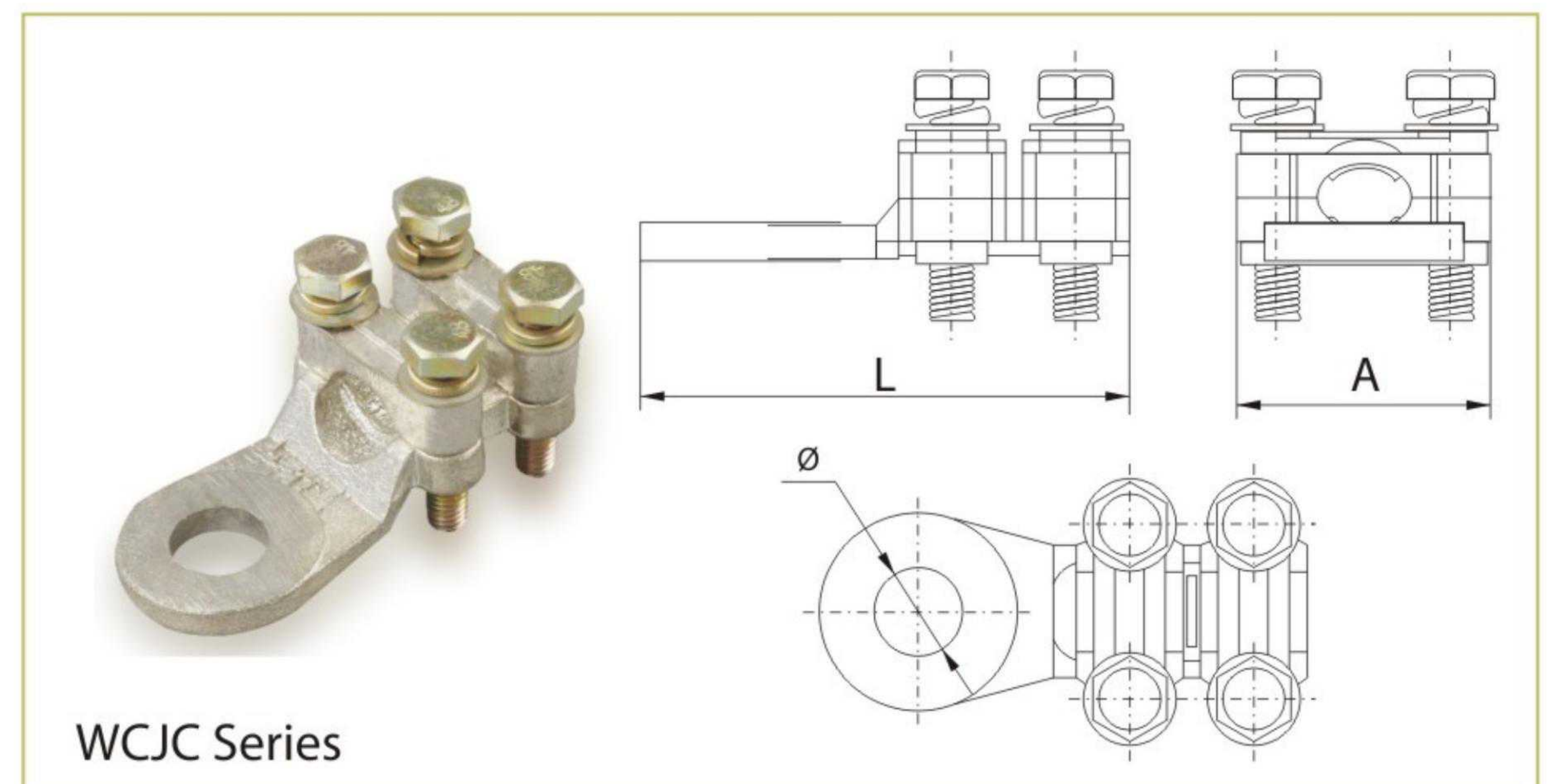


Item No.	Wire range(mm ²)	Main Dimension(mm)		
		A	B	L
HTO-1	50-70/50-70	32.50	17.80	45.00
HTO-2	70-150/50-70	37.00	24.70	60.00
HTO-3	70-150/70-150	43.50	25.00	60.00
HTO-4	150-240/50-70	47.00	30.00	60.50
HTO-5	150-240/70-150	50.00	30.00	63.00
HTO-6	150-240/150-240	50.00	30.00	65.00

Bolted Brass Connector WCJC Series

Used in the connections between the electrical equipment with cable and the indoor distribution equipment.

- Fixed by bolts.
- Surface: Tin electro plated.

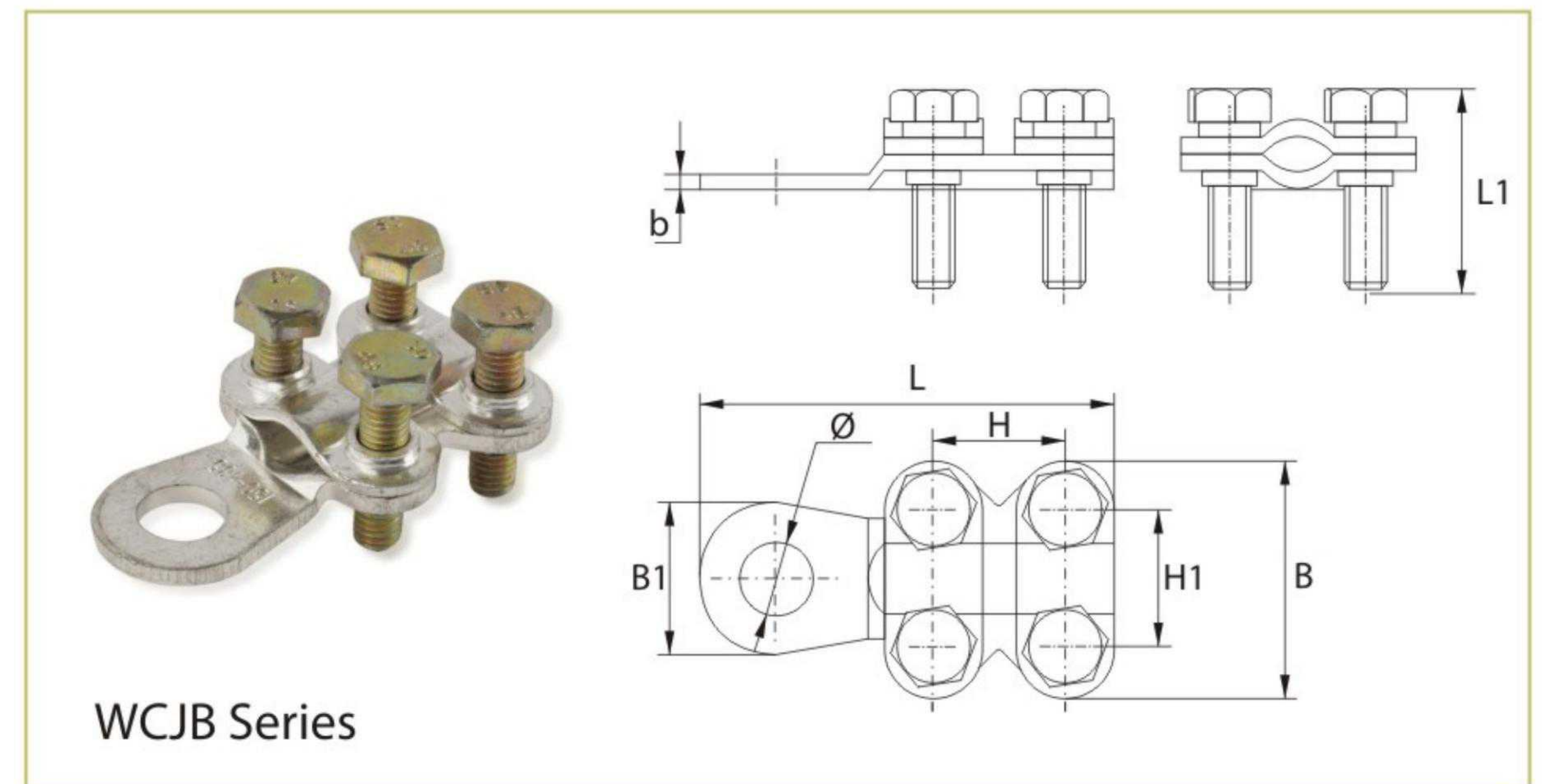


Item No.	Conductor(mm ²)	Ø	A	L
WCJC-1	16-25	12.50	21.00	36.50
WCJC-2	25-35	10.50	22.50	47.50
WCJC-3	50-70	10.80	31.00	61.00
WCJC-4	70-95	12.50	32.50	66.00
WCJC-5	95-120	14.50	35.50	73.00
WCJC-6	120-150	14.50	35.50	73.00
WCJC-7	185-240	17.50	46.00	91.00
WCJC-8	210-250	17.50	46.00	91.00
WCJC-9	300	19.50	56.00	109.50
WCJC-10	300-500	23.00	61.00	121.00

Bolted Brass Connector WCJB Series

Used in the connections between the electrical equipment with cable and the indoor distribution equipment.

- Fixed by bolts.
- Surface: Tin electro plated.



Item No.	Conductor (mm ²)	L	H	H1	B1	B	Ø	L1	b
WCJB-1	16-25	38.00	13.00	12.00	16.00	22.00	8.50	16	2.00
WCJB-2	25-35	46.00	12.00	13.00	18.00	23.00	8.50	16	2.00
WCJB-3	35-50	54.00	12.50	14.00	21.50	26.00	10.50	16	2.50
WCJB-4	50-70	62.50	18.50	18.50	23.00	32.00	10.50	20	2.50
WCJB-5	70-95	70.00	19.50	20.00	24.00	36.00	10.50	25	3.00
WCJB-6	95-120	75.00	24.50	23.50	29.00	42.00	13.50	30	3.00
WCJB-7	120-150	75.00	24.00	25.00	27.00	42.50	13.50	30	3.00
WCJB-8	150-185	75.00	24.00	25.00	27.50	42.50	13.50	30	3.50
WCJB-9	185-240	81.00	24.00	25.00	30.00	45.00	13.50	30	3.50

Bolted Brass Connector WCJF Series


Used in the connections between the electrical equipment with cable and the indoor distribution equipment.

- Fixed by bolts.

Item No.	Stud Size	Conductor Size (mm ²)
WCJF 10-50-12	M12	10-50
WCJF 25-120-12	M12	25-120



OTHER



Copper Tube Terminal Crimping Tools

The copper tube terminal crimping tools are used for non-welding and standard electrical connection.

- The mould of the crimping dies is made of SCM-40 hardest tool steel.
- It is with characteristics of long life, accurate bore diameter and good crimping effect.

HX-50B

From 6-50mm² MW-pressing crimping moveable and revolving dies.



HX-50B

HX-150B

HX-150B

From 10-120mm² MW-pressing plier.



HX-120B

HX-120B

From 10-120mm² MW-pressing plier.

Item No.	Applicable			Weight (kg)	Length (mm)
	Standard Terminal (mm ²)	DIN 46235 Copper Terminal (mm ²)	DIN 48201 Copper Terminal (mm ²)		
HX-25B	6-25			0.92	365
HX-25D		6-25		0.92	365
HX-120B	10-120			4	620
HX-120D		10-120		4	620
HX-120A			6-95	4	620
HX-120MW	10-120			4	620

HX-245B

From 10-240mm² hexagon crimping with moveable and revolving dies 9 strand type terminal.



HX-245B

Item No.	Applicable			Weight (kg)	Length (mm)
	Standard Terminal (mm ²)	DIN 46235 Copper Terminal (mm ²)	DIN 48201 Copper Terminal (mm ²)		
HX-50B	6-50			1.3	390
HX-50D		6-50		1.3	390
HX-50MW	6-50			1.3	390
HX-150B	25-150			4	620
HX-150D		25-150		4	620
HX-150A			16-120	4	620

Split-unit Hydraulic Plier

Split-unit hydraulic plier is specially designed for inside and outside power transmission and distribution project, various kinds of connecting terminals, overhead and underground cabling.

- Crimping high voltage cable sleeve, wire grips, un-insulated terminals, hexagon terminals, crimped part tight and uneasy to break out in good conductivity.
- Standard seven sets of die assembling.
- Dies could be ordered and available in any sizes.
- The oil pipe couple fitted with PT3/8" thread.
- To be worked with pedal pump, manual pump and electric driven hydraulic pump.



Item No.	Press-joint Range (mm ²)	Max Pressure(T)	Max Travel(mm)	Tool Disposition
FYQ-240	16-240	15	20	16, 25, 35, 50, 70, 95, 120, 150, 185, 240
FYQ-300(C)	16-300	16	20	16, 25, 35, 50, 70, 95, 120, 150, 185, 240, 300
FYQ-400	50-400	20	22	50, 70, 95, 120, 150, 185, 240, 300, 400
FYQ-500	50-500	22	22	50, 70, 95, 120, 150, 185, 240, 300, 400, 500
FYQ-630(A.B)	150-630	23	25	150, 185, 240, 300, 400, 500, 630
FYQ-1000	240-1000	100	36	240, 300, 400, 500, 630, 800, 1000

Hydraulic Crimping Tools

Hydraulic crimping tool are both for copper and aluminum lugs and connectors.

- Selectable crimp die set for a range of lug and connector size.
- Choose the appropriate die set according to table.
- Safety valve protects against over pressure.



Item No.	Press-joint Range (mm ²)	Max Pressure(T)	Max Travel(mm)	Tool Disposition
YQ-120C	10-120	12	14	10, 16, 25, 35, 50, 70, 95, 120
YQ-300C/C1	16-300	16	22	16, 25, 35, 50, 70, 95, 120, 150, 185, 240, 300
YQ-300B/B	35-300	16	22	50, 70, 95, 120, 150, 185, 240, 300
YQ-240C	16-240	15	22	16, 25, 35, 50, 70, 95, 120, 150, 185, 240
YQ-400C	16-400	20	22	16, 25, 35, 50, 70, 95, 120, 150, 185, 240, 300, 400
YQ-300C	16-300	16	22	16, 25, 35, 50, 70, 95, 120, 150, 185, 240, 300

Hydraulic Crimping Tools

Hydraulic crimping tool are both for copper and aluminum lugs and connectors.

- Selectable crimp die set for a range of lug and connector size.
- Choose the appropriate die set according to table.
- Safety valve protects against over pressure.



Item No.	Press-joint Range (mm ²)	Max Pressure(T)	Max Travel(mm)	Tool Disposition
KYQ-240A1	16-240	16	22	16, 25, 35, 50, 70, 95, 120, 150, 185, 240
KYQ-95	16-300	16	22	16, 25, 35, 50, 70, 95, 120, 150, 185, 240, 300
KYQ-240	16-240	15	22	16, 25, 35, 50, 70, 95, 120, 150, 185, 240
KYQ-300	16-300	16	22	16, 25, 35, 50, 70, 95, 120, 150, 185, 240, 300
KYQ-120	10-120	12	14	10, 16, 25, 35, 50, 70, 95, 120
KYQ-70	6-70	12	14	6, 10, 16, 25, 35, 50, 70

Mechanical Crimping Tools

Mechanical crimping tools are applied to overhead distribution and press connection for copper&aluminum lug and connector.

- Hexagonal mould is adopted to ensure tight press connection.
- Good electric conduction and non-easy shedding.

JQ-18A



JYJ-240



Item No.	Press-joint Range (mm ²)	Max Pressure(T)	Max Travel(mm)	Tool Disposition
JQ-18A	16-240	18	14	16, 25, 35, 50, 70, 95, 120, 150, 185, 240
JYJ-240	6-240	14	12	6, 10, 16, 25, 35, 50, 70, 95, 120, 150, 185, 240

Split-unit Hydraulic Hole Digger

SYD-20 Split-unit hydraulic hole digger is specialized for corner steel, flat steel, brass plate and other metal material's hole digging, especially for electric power building and other industry's filed operation.

SYD-20



Item No.	Power(T)	Thickness(mm)	Depth(mm)	Weight(Kg)	Tool Maching
SYD-20	26	≤10	70	16	8.5, 10.5, 13.5 17.5, 20.5

Split-unit Hydraulic Cable Cutter

CPC-40A, 52A, 75A, 100B

Note: Special copper and aluminium wire tool is not able to cut off steel rope or cord.


CPC



Hydraulic Cable Cutter



Hydraulic cable cutter YP-40



Hydraulic cable cutter YP-25

Hydraulic Pumps

Used together with the crimping heads and can be operated easily.

- Smooth-running and effort-saving for fast operation.
- The pressure can be kept at halted state and high pressure safety protection hydraulic, valve is designed inside the pump.
- Oil must be replaced every half a year.



Type	Max output pressure		Output of oil		Oil capacity	Weight	Carton size
	Low pressure	High pressure	Low pressure	High pressure			
CP-700	20kg/cm ²	700kg/cm ²	13cc	2.3cc	900cc	9.5kg	630×200×200mm
CP-700-2A	20kg/cm ²	700kg/cm ²	13cc	2.3cc	2100cc	11.4kg	740×185×265mm
CFP-800-1	20kg/cm ²	700kg/cm ²	13cc	2.3cc	700cc	10kg	660×200×300mm

Hydraulic Punch Driver

The finished distributor, on-off case and plate can change the specification at any time. It can change the size of the tools simply and will not destroy the surface at all after drilling hole.

- 7# mechanical oil.



Item No.	Hole digging range (mm)	Max Power (T)	Work Travel (mm)	Tools Standard disposition (mm)
SYK-8	Thickness below 3mm for soft steel sheet Ø22-Ø60	8	18	B1 1/2"(Ø22mm) B2 3/4"(Ø27.5mm) B3 1"(Ø34mm) B4 3/4"(Ø43mm) B5 1 1/2"(Ø49mm) B6 2"(Ø60mm)
SYK-15	Thickness below 3mm for soft steel sheet Ø63-Ø114 max square hole diameter 150×150	15	20	C1 (Ø63mm) C2(Ø76mm) C3 (Ø89.9mm) C4(Ø101mm) C5 (Ø114mm)



HENAN ZMS CABLE Co.,Ltd.

Add:(Changzhuang Village) Fumin Road, Zhongyuan District, Zhengzhou City, Henan P.R.C., China

Tel:+86-371-6782-9333

Fax: +86-371-6782-9222

Email:sales@zmscable.com

Https://www.zmscable.com

Learn More
Information

